



Annual Performance Report 2023-2024

School Name:

iSucceed Virtual High School

iSucceed Academy – Alternative Program

Mission Statement:

To engage and motivate all students in a quality personalized education that promotes individual success and lifelong learning.

School Information	Detail
Board Chair/President	Petra Jauregui
Vice Chair	CD Breshears
Executive Director	Kathleen Allison
Administrator	Kathleen Allison
Business Manager	Laura Baker
School Website	School Website

Introduction

In Idaho, charter schools operate under contract terms specified in a Performance Certificate, which is agreed upon by the school's board and its authorizer, as outlined in I.C. §33-5205B. Each Performance Certificate includes a performance framework that outlines the expectations the school must meet to be granted a subsequent operational term. The annual performance report, based on this framework, serves the following purposes:

- To provide transparent information about charter school quality to the public;
- To ensure that charter school boards have clear expectations;
- To inform mid-term authorizing decisions.

The Idaho Public Charter School Commission (IPCSC) must assess whether the school's performance represents a favorable return on public funds. The IPCSC also considers the school's performance in comparison to other educational options available to families. The data in this report are derived from the previous fiscal year and summarize the outcomes of the school's last year of the contract term for those schools that are up for renewal.

If the performance standards are met, strategic planning may focus on the data points that will establish and sustain a high-performing school. If a standard is not met, the school should focus its strategic planning on improving outcomes to secure a subsequent operational term.

Please see the [Performance Framework](#) rubrics for details regarding how each measure is rated.

RENEWAL (I.C. §33-5209A)

At the conclusion of the operating term, the performance certificate of each school is reviewed for renewal. Charters may be renewed for successive terms. An authorizer can grant renewal with specific written conditions aimed at improving the public charter school, along with a deadline for meeting these conditions. In making renewal decisions, every authorizer must base its choices on evidence of the school's performance during the term of the performance certificate.

If a public charter school has fulfilled all terms of its performance certificate, the authorizer shall renew the charter for a period of twelve years, or six years in the case of a pilot charter. Conversely, if the school has not met one or more of the requirements, the authorizer may either renew for a six-year term or choose not to renew the charter.

School Overview

School's Operating Term

In 2022, iSucceed Virtual School received a conditional renewal with a five-year operating contract. The current certificate term is from July 1, 2022 to June 30, 2027. This report directly impacts the school's renewal recommendation. Renewal decisions must be made prior to March 15th, 2027.

Conditions may be applied to a school's renewal performance certificate if the school did not meet one or more performance framework requirements; these conditions must be satisfied by specified dates.

Each of the following (3) conditions must be met by the deadlines listed below. If the school meets all conditions by the established deadlines, it may continue operating until its next renewal cycle. However, failure to meet any condition by the specified deadline will require the authorizer to consider, at its next public meeting, whether mid-term revocation of the school's charter is warranted.

Condition 1: CONDITION WAIVED

DUE: 10/31/2023: ISUCCEED's alternative program will meet standard on the IPCSC's Progress Toward Graduation measure at the end of the 2022-23 school year. This condition will be evaluated by October 31, 2023. The evaluation will be consistent with the formula for this measure as it is defined in the Commission's Performance Framework incorporated into ISUCCEED's active Performance Certificate as of October 31, 2023. The measures will be based on instructional days rather than calendar days.

Condition 2: CONDITION MET

DUE 06/30/2024: The percentage of continuously-enrolled students in grades 10-12 who are enrolled in ISUCCEED's alternative program, referred to as iSucceed Academy, and who successfully complete 2 credits of math must be 5% greater by June 30, 2023 than the school's 2021 rate, and must either meet standard as it is defined in the Commission's Performance Framework or be 10% greater than the school's 2021 rate by June 30, 2024.

Condition 3: CONDITION MET

DUE 06/30/2022: ISUCCEED's negotiated performance certificate shall include a maximum enrollment number not to exceed 1,800 students across grades 7-12. However, ISUCCEED will be permitted to request an increase in this enrollment number through the charter revision process. This condition considers that the average enrollment at ISUCCEED across the 5 years preceding the COVID-19 pandemic was 514 students, and that at the highest point during the pandemic, ISUCCEED's enrollment peaked at 1,009. This condition also considers that ISUCCEED was approved to add 7th and 8th grade in a 2020 performance certificate amendment. The

purpose of this condition is to ensure budget predictability for all schools and to ensure that emergency growth decisions are made by the appropriate entity. This condition must be met by June 30, 2022.

School Details

Model: Virtual and Virtual Alternative

Enrollment Capacity: 1800

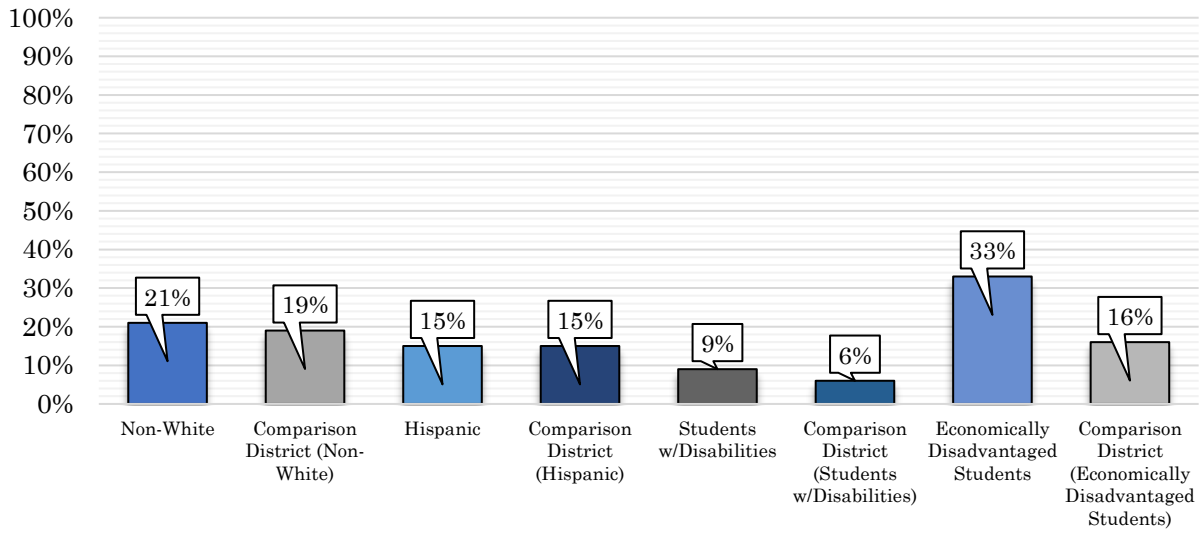
2023 – 2024 Enrollment: 1532

Grades Served: 7th -12th Grade

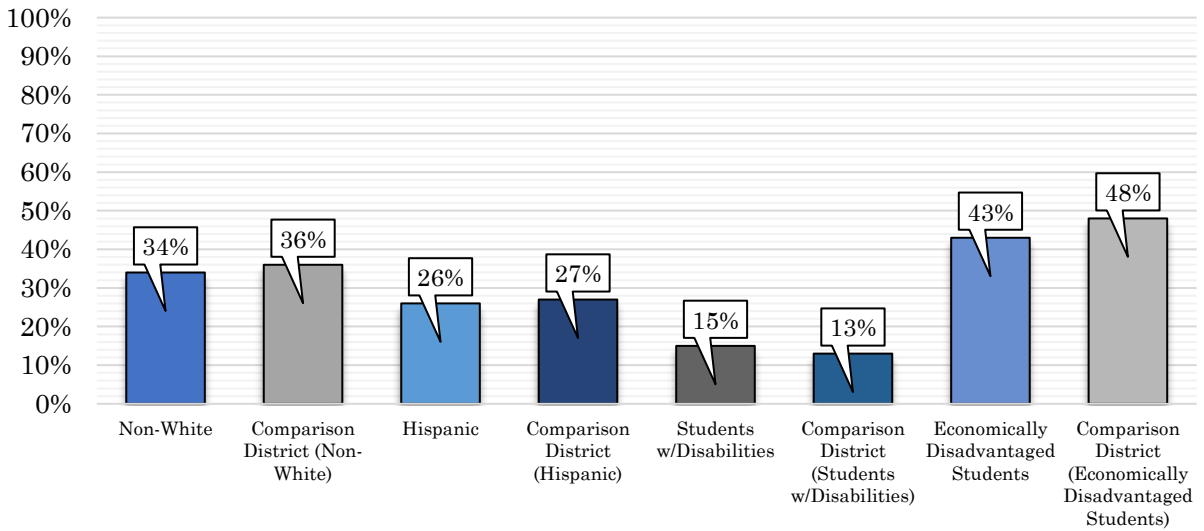
Key Design Elements:

- i. The School shall offer a general education program, which shall be made available to all students, and an alternative education program, which shall be made available to students who meet the statutory definition of at-risk. This shall be verified by ISEE reporting.
- ii. The School shall provide a virtual setting that allows for flexibility and individualized scheduling. This shall be verified by an accreditation report.
- iii. The School shall identify individual student needs and provide the appropriate interventions and enrichment opportunities for all students. This shall be verified by an accreditation report and Schoolwide Title I program and Federal Programs review.
- iv. The School shall provide advisory teachers for all students for all students, who will support them throughout their high school career. This shall be verified by an accreditation report.
- v. The School shall foster parent involvement through a variety of opportunities to serve the school and its students. This shall be verified by an accreditation report and Schoolwide Title I program and Federal Programs review.
- vi. The School shall provide extra-curricular activities and offer opportunities for students to participate in non-academic endeavors. This shall be verified by ISEE reporting.
- vii. The School shall equip students with 21st Century Learning Skills and foster a technologically literate approach to learning that is both engaging and practical for use in the school setting as well as the real world. This shall be verified by an accreditation report.

2023-2024 Demographic Summary iSucceed Virtual High School



iSucceed Academy



2023-2024 Annual Snapshot

Academics

RATING LEGEND	DOES NOT MEET STANDARD	APPROACHES STANDARD	MEETS STANDARD	EXCEEDS STANDARD	NOT RATED
---------------	------------------------	---------------------	----------------	------------------	-----------

Academic Measure – iSVH	Academic Score	Academic Rating
Math Proficiency	< 8%	Does Not Meet Standard
Math Growth	23%	Approaches Standard
ELA Proficiency	< 38%	Approaches Standard
ELA Growth	45%	Approaches Standard
College & Career Readiness 4Yr ACGR	68%	Meets Standard

Academic Measure – iSucceed Academy	Academic Score	Academic Rating
Math Proficiency	< 16%	Approaches Standard
Math Growth	NA	Not Rated
ELA Proficiency	< 18%	Approaches Standard
ELA Growth	NA	Not Rated
College & Career Readiness 5 Yr ACGR	15%	Does Not Meet Standard

Operations

RATING LEGEND	DOES NOT MEET STANDARD	MEETS STANDARD	NOT RATED
--------------------------	-----------------------------------	---------------------------	------------------

Operational Measure	Operational Rating
Governance Structure	Meets Standard
Governance Oversight	Meets Standard
Student Services	Meets Standard
Data Security/Transparency	Meets Standard
Facility & Services	Meets Standard

Financial

RATING LEGEND	DOES NOT MEET STANDARD	APPROACHES STANDARD	MEETS STANDARD	EXCEEDS STANDARD	NOT RATED
--------------------------	---------------------------------------	--------------------------------	---------------------------	-----------------------------	----------------------

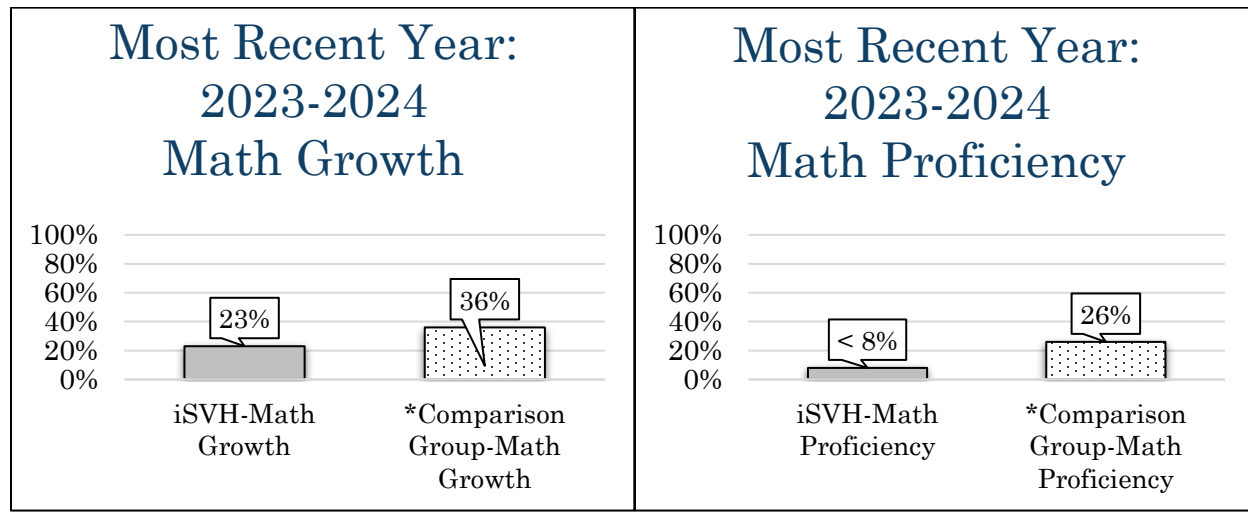
Financial Measurement	Financial Rating
Current Ratio	Exceeds Standard
Unrestricted Days Cash	Exceeds Standard
Default	Exceeds Standard
Debt Service Coverage Ratio	Exceeds Standard
Debt Asset Ratio	Exceeds Standard
Financial Compliance	Exceeds Standard

2023-2024 Academic Outcomes – iSVH

Math Growth and Proficiency

A school that performs as well or better than the average of its comparison group on the statewide mathematics assessment (ISAT) meets the IPCSC standard on both the math proficiency and math growth measures.

Comparison Group: Virtual Schools in Idaho




MEASURE	RATING	APPLICABLE RUBRIC DESCRIPTION
MATH GROWTH	Approaches Standard	The school's growth rate falls between the average and one standard deviation below the average of the school's identified comparison group.
MATH PROFICIENCY	Does Not Meet Standard	The school's proficiency rate falls between the average and one standard deviation above the average of the school's identified comparison group.

ELA Growth and Proficiency

A school that performs as well or better than the average of its comparison group on the statewide ELA assessment (ISAT) meets the IPCSC standard on both the ELA proficiency and ELA growth measures.

Comparison Group: Virtual Schools in Idaho

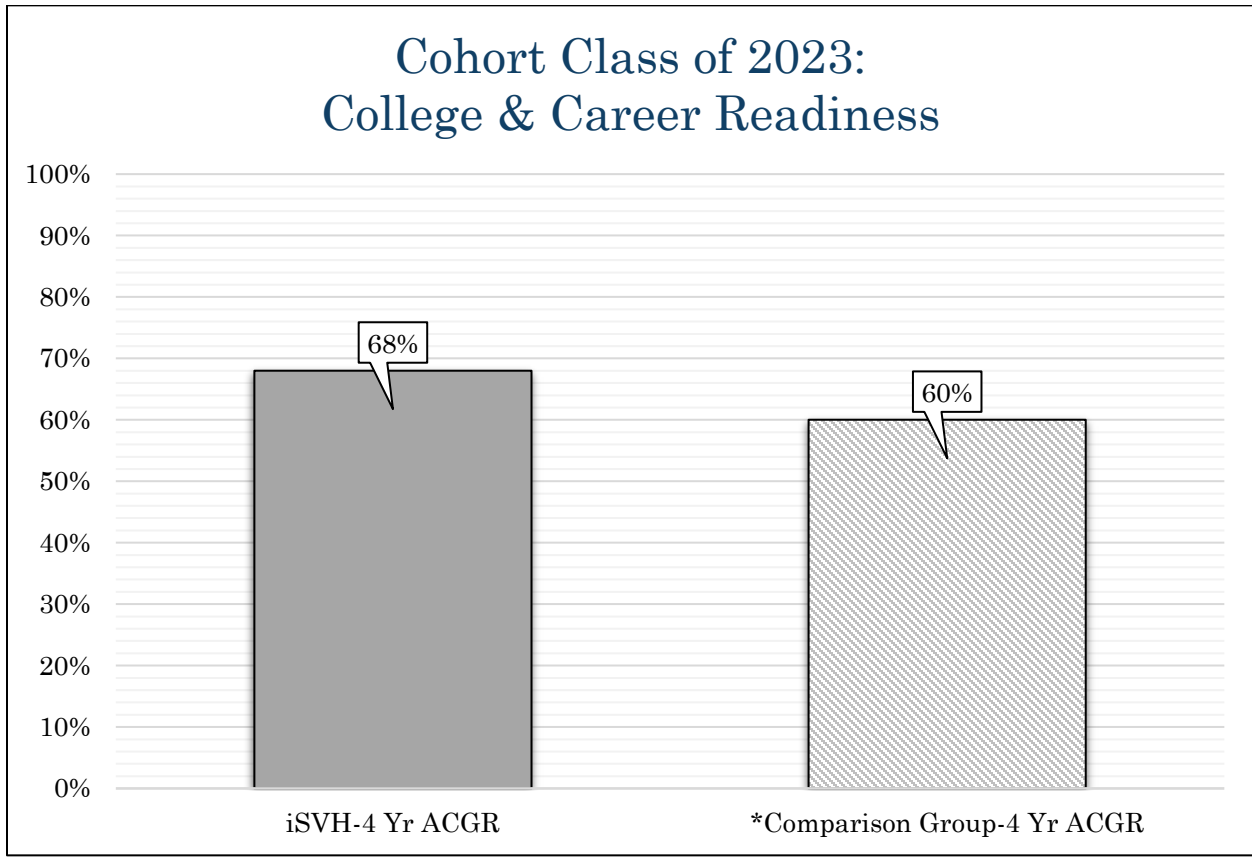


MEASURE	RATING	APPLICABLE RUBRIC DESCRIPTION
ELA GROWTH	Approaches Standard	The school's growth rate falls between the average and one standard deviation below the average of the school's identified comparison group.
ELA PROFICIENCY	Approaches Standard	The school's proficiency rate is more than one standard deviation below the average of the school's identified comparison group.

College & Career Readiness

A school with a 4-year graduation rate equal to or greater than the average of its comparison group meets the IPCSC standard.

Comparison Group: Virtual Schools in Idaho



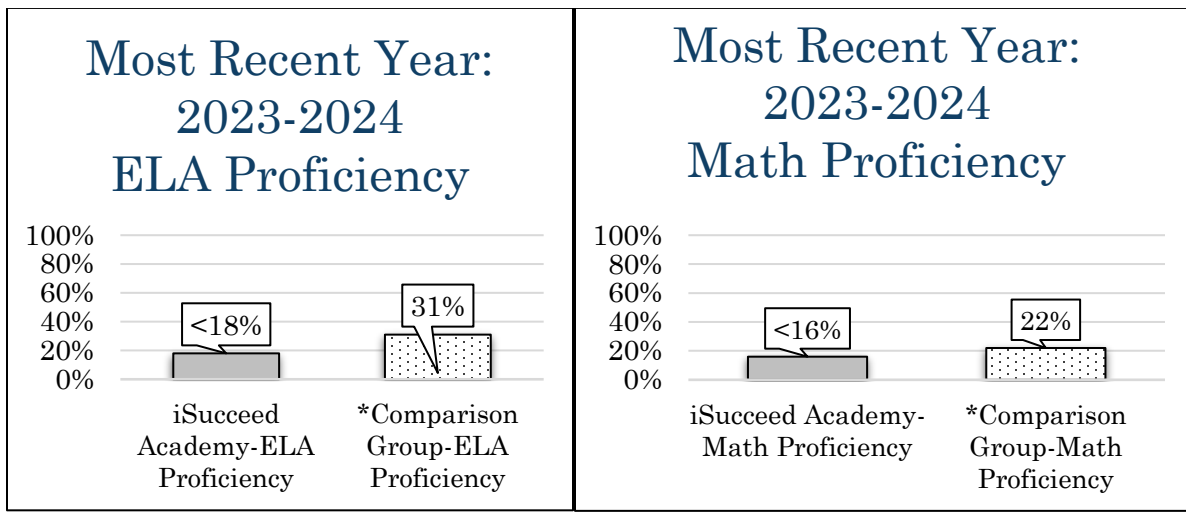
MEASURE	COLLEGE & CAREER RATING	APPLICABLE RUBRIC DESCRIPTION
College & Career Readiness	Meets Standard	The school's 4-Year adjusted cohort graduation rate (ACGR) falls between the average and one standard deviation above the average of the school's identified comparison group.

2023-2024 Academic Outcomes – iSucceed Academy

ELA and Math Proficiency

A school that performs as well or better than the average of its comparison group on the statewide ELA and mathematics assessment (ISAT) meets the IPCSC standard on both the ELA and math proficiency measures.

Comparison Group: Alternatives Schools in Idaho

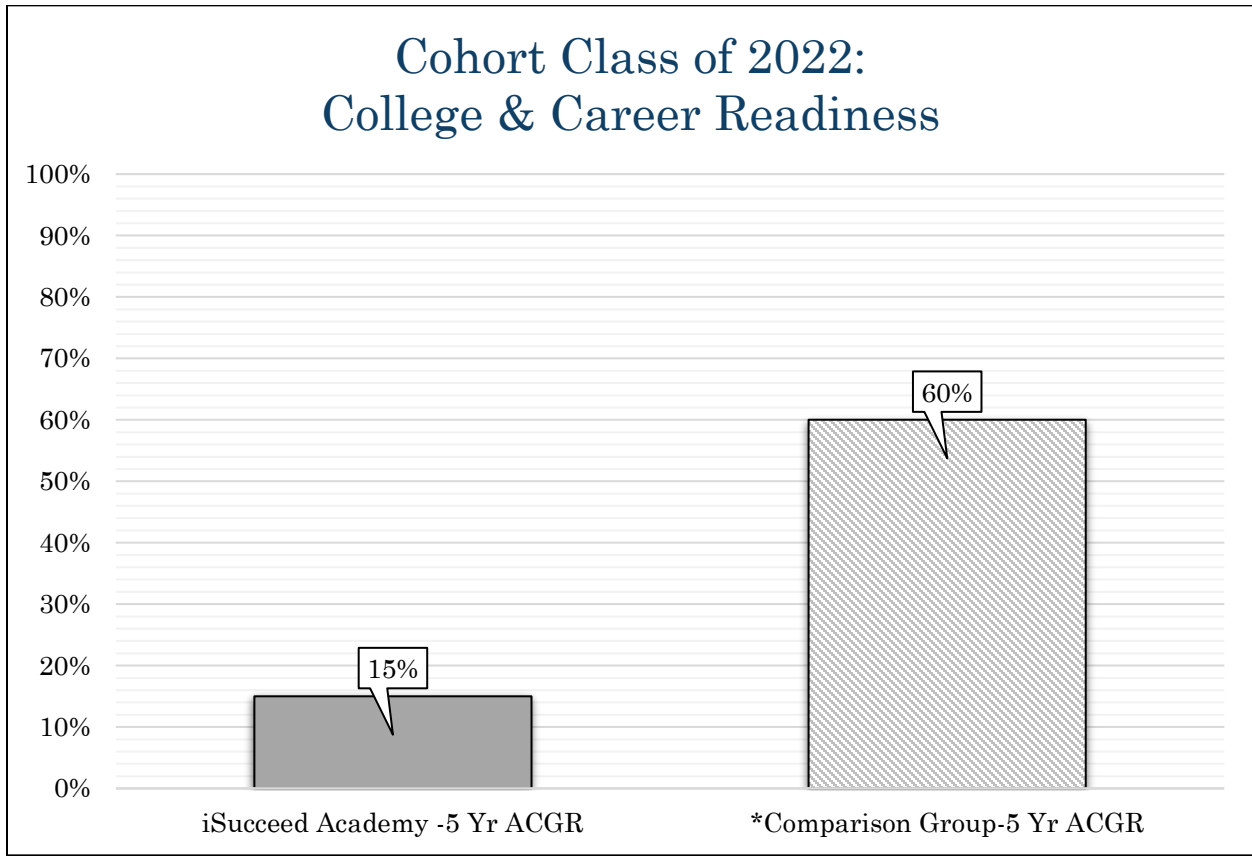


MEASURE	RATING	APPLICABLE RUBRIC DESCRIPTION
ELA PROFICIENCY	Approaches Standard	The school's proficiency rate is more than one standard deviation below the average of the school's identified comparison group.
MATH PROFICIENCY	Approaches Standard	The school's proficiency rate is more than one standard deviation below the average of the school's identified comparison group.

College & Career Readiness

A school with a 5-year graduation rate equal to or greater than the average of its comparison group meets the IPCSC standard.

Comparison Group: Alternatives Schools in Idaho



MEASURE	COLLEGE & CAREER RATING	APPLICABLE RUBRIC DESCRIPTION
College & Career Readiness	Does Not Meet Standard	The school's 5-Year adjusted cohort graduation rate (ACGR) is more than one standard deviation below the school's identified comparison group.

2023-2024 Operational Outcomes

Board Governance

At the highest level, the success of a charter school is driven by the ability of its governing board to govern effectively. The measures in this section help identify the strengths and challenges faced by the school's board.

Measure	Rating	Rubric Description
Governance Structure	Meets Standard	No Issues
Governance Oversight	Meets Standard	No Issues

Management

The systems and structures that support school operations are an important part of the school's overall success. The measures in this section help identify the strengths and challenges that impact the school's day-to-day operations.

Measure	Rating	Rubric Description
Student Services	Meets Standard	No Issues
Data Security and Information Transparency	Meets Standard	No Issues
Facility and Services	Meets Standard	No Issues

2023-2024 Financial Outcomes

Near Term Measures

These measures evaluate whether a school is likely to meet its financial obligations in the next year. Data sources include but are not limited to the school's fiscal audit, state agency reporting, and school reporting requirements.

Measure	Value	Rating	Rubric Description
Current Ratio	9.19	Exceeds Standard	The school has a current ratio of more than 1.5.
Days Cash on Hand	410	Exceeds Standard	The school has more than 60 days cash on hand.
Default	NONE	Exceeds Standard	The school has met standard for at least 3 consecutive years, including the most recently completed school year.

Current Ratio

The Current Ratio compares a school's short-term financial obligations (current liabilities) to its available cash and investments (current assets). A ratio greater than 1.0 indicates the school can meet its financial obligations for the next year without relying on future revenue, while a ratio less than 1.0 suggests the school depends on future revenue to cover its existing obligations.

Current Assets	Current Liabilities	Current Ratio
\$14,412,887	\$1,568,573	9.19

Days Cash on Hand

Days cash on hand measures how long a school can cover its operating costs using only available cash and investments. A school with at least 60 days cash on hand can meet immediate financial obligations, while 30-60 days is acceptable if improving. Less than 15 days indicates financial distress. Schools in their first or second year of operation must have a minimum of 30 days cash on hand.

Default

Default occurs when a school fails to meet its financial obligations, such as late bill payments, missed payroll, inaccurate funding reports, or failing to meet lender requirements like enrollment targets or cash reserves. Any default can lead to service disruptions, loans being called due, or withheld funding.

Sustainability Measures

These measures help determine whether a school is likely to remain financially stable into the future. Data sources include but are not limited to the school's fiscal audit, state agency reporting, and school reporting requirements.

Measure	Value	Rating	Rubric Description
Debt Service Coverage Ratio	32.19	Exceeds Standard	The school's debt service coverage ratio is 1.5 or greater or the school operates debt-free.
Debt to Asset Ratio	.11	Exceeds Standard	The school has met standard for 3 consecutive years, including the most recently completed school year, or the school operates debt-free.
Financial Compliance	YES	Exceeds Standard	The school has met standard for at least 3 consecutive years, including the most recently completed school year.

Debt Service Coverage Ratio

Debt Service Coverage Ratio assesses a school's ability to cover annual debt payments using only that year's income. A Debt Service Coverage Ratio greater than 1 indicates the school can meet its debt obligations, while a ratio below 1 suggests reliance on reserves or future revenue to cover debt.

Table Calculation for a school that leases its facility, and the lease is not capitalized

Facility Lease Payments + Net Income + Depreciation Expense + Interest Expense	Principal + Interest + Lease Payments	Debt Service Coverage Ratio
\$3,753,329	\$116,599	32.19

Debt to Asset Ratio

The Debt to Asset Ratio compares a school's total liabilities to its total assets, minus pension liability. This helps determine whether a school would be able to meet both its short and long-term financial obligations.

A school whose total liabilities are 90% or less of its Total Assets is likely to be able to repay all short-term debts and still manage to set its long-term affairs in order in a worst-case scenario. A school with more liabilities than assets would not be able to meet all its financial obligations in a worst-case scenario.

Total Liabilities, less pension liabilities	Total Assets, less pension assets	Debt to Asset Ratio
\$1,669,985	\$14,609,646	.11

Financial Compliance

The school's financial management adheres to Generally Accepted Accounting Principles (GAAP), ensuring that accounting practices are up to standard. Additionally, the internal controls in place are fully compliant with relevant regulations. Notably, the most recent financial audit confirmed that there were no issues or findings, reflecting a high level of accuracy and compliance.

Closing Remarks and Contact Information

The 2023-2024 Annual Report has been prepared by the Idaho Public Charter School Commission staff.

If you have any questions or comments, please contact the IPCSC.

514 W. Jefferson, Suite 303
Boise, ID 83720
(208)-332-1561

pcsc@osbe.idaho.gov