



## Annual Performance Report 2023-2024

School Name: Rolling Hills Public Charter School

### Mission Statement:

The Rolling Hills Public Charter School mission is to develop educated and engaged citizens through high expectations for student behavior and academic success in a small, safe, structured environment.

School Information	Detail
Board Chair/President	Marc Hamilton
Vice Chair	Breege Zachary
Executive Director	
Administrator	Tara Handy
Business Manager	Amy Weber
School Website	<a href="#">School Website</a>

# Introduction

In Idaho, charter schools operate under contract terms specified in a Performance Certificate, which is agreed upon by the school's board and its authorizer, as outlined in I.C. §33-5205B. Each Performance Certificate includes a performance framework that outlines the expectations the school must meet to be granted a subsequent operational term. The annual performance report, based on this framework, serves the following purposes:

- To provide transparent information about charter school quality to the public;
- To ensure that charter school boards have clear expectations;
- To inform mid-term authorizing decisions.

The Idaho Public Charter School Commission (IPCSC) must assess whether the school's performance represents a favorable return on public funds. The IPCSC also considers the school's performance in comparison to other educational options available to families. The data in this report are derived from the previous fiscal year and summarize the outcomes of the school's last year of the contract term for those schools that are up for renewal.

If the performance standards are met, strategic planning may focus on the data points that will establish and sustain a high-performing school. If a standard is not met, the school should focus its strategic planning on improving outcomes to secure a subsequent operational term.

Please see the [Performance Framework](#) rubrics for details regarding how each measure is rated.

## **RENEWAL (I.C. §33-5209A)**

At the conclusion of the operating term, the performance certificate of each school is reviewed for renewal. Charters may be renewed for successive terms. An authorizer can grant renewal with specific written conditions aimed at improving the public charter school, along with a deadline for meeting these conditions. In making renewal decisions, every authorizer must base its choices on evidence of the school's performance during the term of the performance certificate.

If a public charter school has fulfilled all terms of its performance certificate, the authorizer shall renew the charter for a period of twelve years, or six years in the case of a pilot charter. Conversely, if the school has not met one or more of the requirements, the authorizer may either renew for a six-year term or choose not to renew the charter.

# School Overview

## School's Operating Term

In 2023, Rolling Hills Public Charter School received a conditional renewal with a five-year operating contract. The current certificate term is from July 1, 2023 to June 30, 2028. This report directly impacts the school's renewal recommendation. Renewal decisions must be made prior to March 15<sup>th</sup>, 2028.

Conditions may be applied to a school's renewal performance certificate if the school did not meet one or more performance framework requirements; these conditions must be satisfied by specified dates.

Each of the following (4) conditions must be met by the deadlines listed below. If the school meets all conditions by the established deadlines, it may continue operating until its next renewal cycle. However, failure to meet any condition by the specified deadline will require the authorizer to consider, at its next public meeting, whether mid-term revocation of the school's charter is warranted.

### **Condition 1: CONDITION MET**

**DUE BY: 11/15/2023:** RHPCS must achieve a Meets Standard rating on the Unrestricted Days Cash on Hand financial measure of the Commission's performance framework by November 15, 2023.

RHPCS did not meet standard on the Unrestricted Days Cash on Hand measure in fiscal year 2022. Since the corresponding data will be evaluated on or before November 15, 2023, the date by which this condition must be met is November 15, 2023.

### **Condition 2: NOT APPLICABLE**

**DUE BY: 11/15/2025:** RHPCS must achieve a Meets Standard rating on the Total Margin financial measure of the Commission's performance framework by November 15, 2025. The calculations used to determine total margin are defined in the Commission's performance framework which shall be incorporated into RHPCS's 2023-2028 performance certificate.

RHPCS did not meet standard on the Total Margin measure in fiscal year 2022. Since the corresponding data will be evaluated on or before November 15, 2025, the date by which this condition must be met is November 15, 2025.

### **Condition 3: NOT APPLICABLE**

**DUE BY: 11/15/2025:** RHPCS must achieve a Meets Standard rating on the Cash Flow financial measure of the Commission's performance framework by November 15, 2025. The calculations used to determine cash flow are defined in the Commission's performance framework which shall be incorporated into RHPCS's 2023-2028 performance certificate.

RHPCS's did not meet standard on the Cash Flow measure in fiscal year 2022. Since the corresponding data will be evaluated on or before November 15, 2025, the date by which this condition must be met is November 15, 2025.

**Condition 4:**

**DUE BY: 11/15/2025:** RHPCS must achieve a Meets Standard rating on the English language arts proficiency measure of the Commission's performance framework in fiscal year 2025. Since the corresponding data will be evaluated on or before November 15, 2025, the date by which this condition must be met is November 15, 2025. The English language arts proficiency measure is defined in the performance framework and shall be incorporated into RHPCS's 2023-2028 performance certificate.

## School Details

**Model:** Personalized Learning Model

**Enrollment Capacity:** 278

**2023 – 2024 Enrollment:** 226

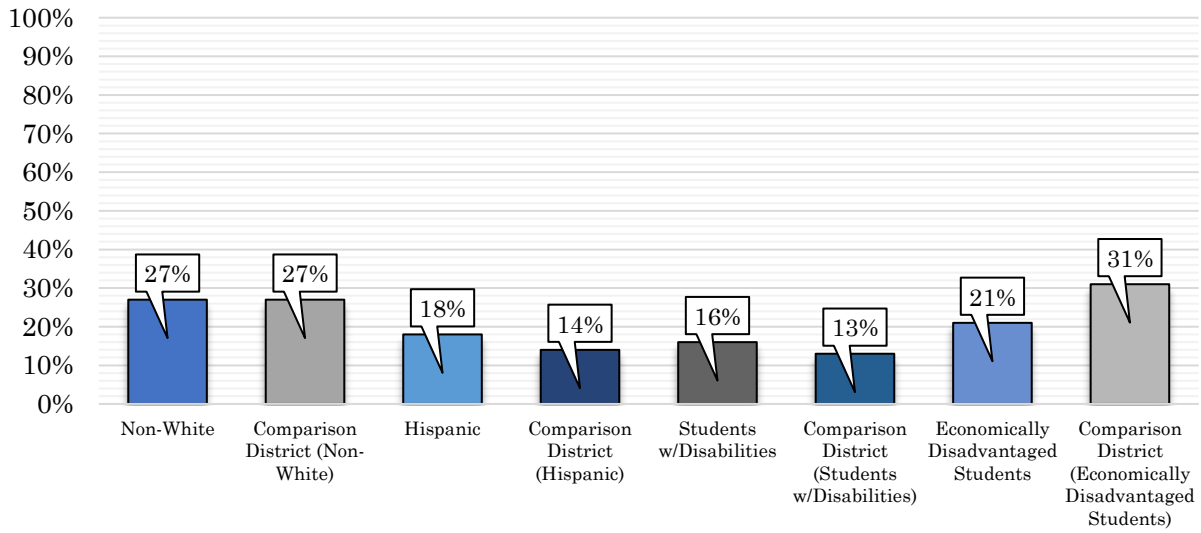
**Grades Served:** K – 8<sup>th</sup> Grade

**Key Design Elements:**

- Create a physically and emotionally safe learning environment;
- Utilize citizenship education through the Six Pillars of Character;
- Integrate service learning;
- Teach to the high through the core curriculum;
- Offer electives to middle school students.

# 2023-2024 Demographic Summary

## Rolling Hills Charter School



# 2023-2024 Annual Snapshot

## Academics

RATING LEGEND	DOES NOT MEET STANDARD	APPROACHES STANDARD	MEETS STANDARD	EXCEEDS STANDARD	NOT RATED
---------------	------------------------	---------------------	----------------	------------------	-----------

Academic Measure	Academic Score	Academic Rating
Math Proficiency	47%	Approaches Standard
Math Growth	58%	Approaches Standard
ELA Proficiency	55%	Approaches Standard
ELA Growth	70%	Meets Standard
Literacy Proficiency	Fall IRI: 79% Spring IRI: 92%	Exceeds Standard

## Operations

RATING LEGEND	DOES NOT MEET STANDARD	MEETS STANDARD	NOT RATED
---------------	------------------------	----------------	-----------

Operational Measure	Operational Rating
Governance Structure	Meets Standard
Governance Oversight	Meets Standard
Student Services	Meets Standard
Data Security/Transparency	Meets Standard
Facility & Services	Meets Standard

## Financial

<b>RATING LEGEND</b>	<b>DOES NOT MEET STANDARD</b>	<b>APPROACHES STANDARD</b>	<b>MEETS STANDARD</b>	<b>EXCEEDS STANDARD</b>	<b>NOT RATED</b>
--------------------------	---------------------------------------	--------------------------------	---------------------------	-----------------------------	----------------------


Financial Measurement	Financial Rating
Current Ratio	<b>Exceeds Standard</b>
Unrestricted Days Cash	<b>Exceeds Standard</b>
Default	<b>Exceeds Standard</b>
Debt Service Coverage Ratio	<b>Exceeds Standard</b>
Debt Asset Ratio	<b>Exceeds Standard</b>
Financial Compliance	<b>Exceeds Standard</b>

# 2023-2024 Academic Outcomes

## Math Growth and Proficiency

A school that performs as well or better than the average of its comparison group on the statewide mathematics assessment (ISAT) meets the IPCSC standard on both the math proficiency and math growth measures.

**Comparison Group: Boise Independent District & Joint School District No.2**



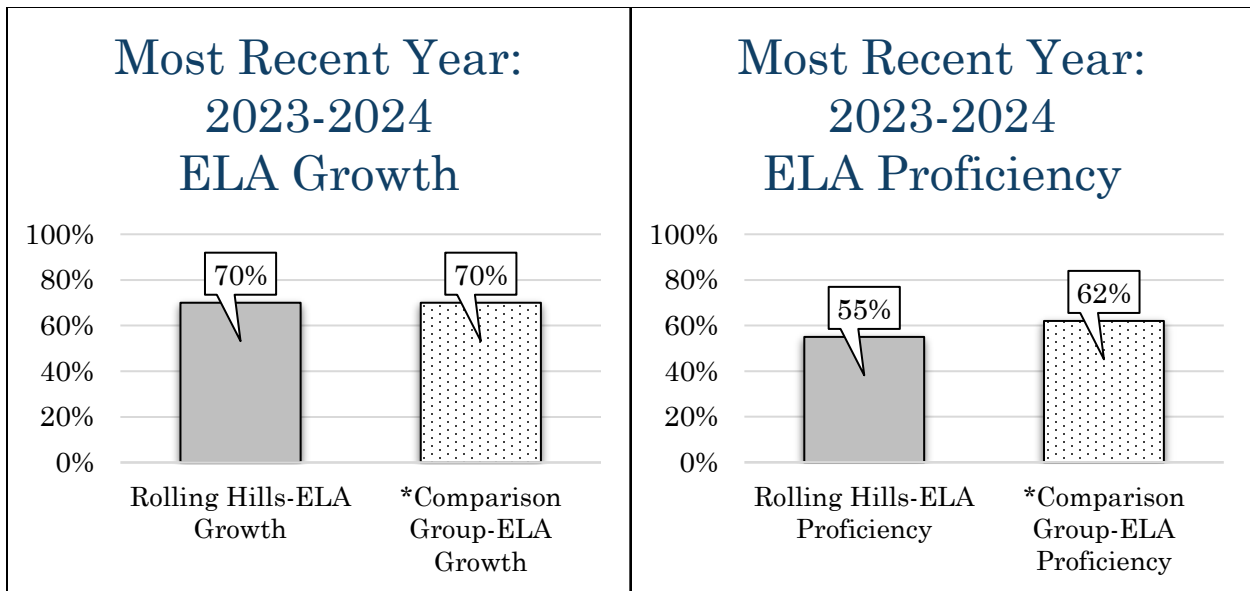
MEASURE	RATING	APPLICABLE RUBRIC DESCRIPTION
MATH GROWTH	<b>Approaches Standard</b>	The school's growth rate falls between the average and one standard deviation below the average of the school's identified comparison group.
MATH PROFICIENCY	<b>Approaches Standard</b>	The school's proficiency rate falls between the average and one standard deviation below the average of the school's identified comparison group.



## ELA Growth and Proficiency

A school that performs as well or better than the average of its comparison group on the statewide ELA assessment (ISAT) meets the IPCSC standard on both the ELA proficiency and ELA growth measures.

### Comparison Group: Boise Independent District & Joint School District No.2

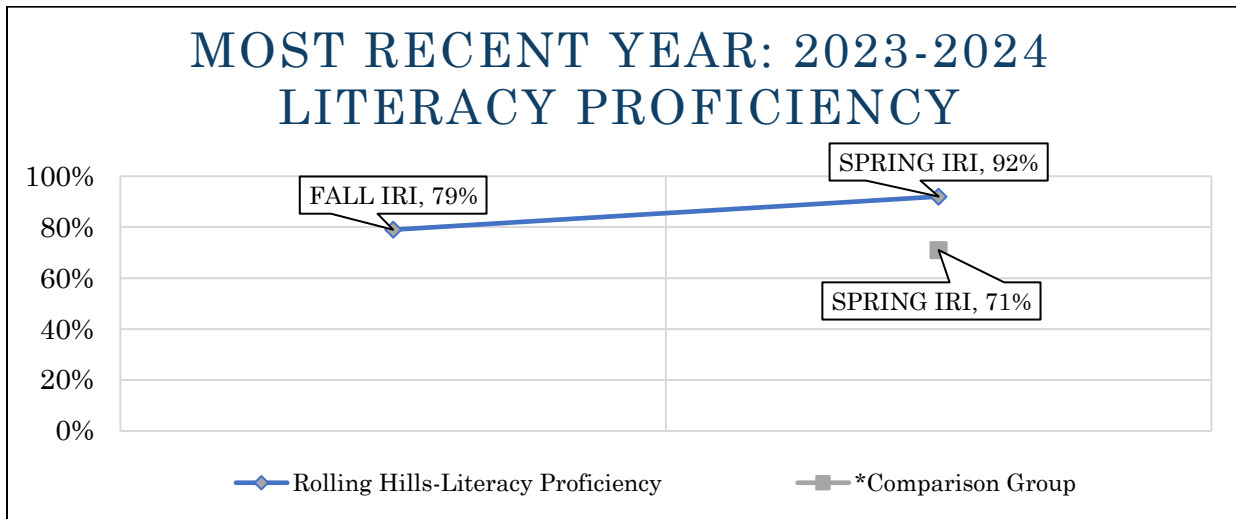


MEASURE	RATING	APPLICABLE RUBRIC DESCRIPTION
ELA GROWTH	<b>Meets Standard</b>	The school's growth rate is equal to the average of the school's identified comparison group.
ELA PROFICIENCY	<b>Approaches Standard</b>	The school's proficiency rate falls between the average and one standard deviation below the average of the school's identified comparison group.

## Literacy Proficiency

A school that performs as well or better than the average of its comparison group on the spring statewide literacy assessment (IRI) meets the IPCSC standard. Alternatively, a school that did not perform as well or better than its comparison group on the spring assessment, but that did improve its outcome by at least 10% from fall to spring, also meets standard.

### Comparison Group: Boise Independent District & Joint School District No.2



MEASURE	PROFICIENCY RATING	APPLICABLE RUBRIC DESCRIPTION
LITERACY PROFICIENCY	<b>Exceeds Standard</b>	The school's proficiency rate on the spring administration of the statewide literacy assessment is greater than one standard deviation above the average of the school's identified comparison group.

# 2023-2024 Operational Outcomes

## Board Governance

At the highest level, the success of a charter school is driven by the ability of its governing board to govern effectively. The measures in this section help identify the strengths and challenges faced by the school's board.

Measure	Rating	Rubric Description
Governance Structure	Meets Standard	No Issues
Governance Oversight	Meets Standard	No Issues

## Management

The systems and structures that support school operations are an important part of the school's overall success. The measures in this section help identify the strengths and challenges that impact the school's day-to-day operations.

Measure	Rating	Rubric Description
Student Services	Meets Standard	No Issues
Data Security and Information Transparency	Meets Standard	No Issues
Facility and Services	Meets Standard	No Issues

# 2023-2024 Financial Outcomes

## Near Term Measures

These measures evaluate whether a school is likely to meet its financial obligations in the next year. Data sources include but are not limited to the school's fiscal audit, state agency reporting, and school reporting requirements.

Measure	Value	Rating	Rubric Description
Current Ratio	8.40	<b>Exceeds Standard</b>	The school has a current ratio of more than 1.5.
Days Cash on Hand	106	<b>Exceeds Standard</b>	The school has more than 60 days cash on hand.
Default	NONE	<b>Exceeds Standard</b>	The school has met standard for at least 3 consecutive years, including the most recently completed school year.

### Current Ratio

The Current Ratio compares a school's short-term financial obligations (current liabilities) to its available cash and investments (current assets). A ratio greater than 1.0 indicates the school can meet its financial obligations for the next year without relying on future revenue, while a ratio less than 1.0 suggests the school depends on future revenue to cover its existing obligations.

Current Assets	Current Liabilities	Current Ratio
\$733,130	\$87,226	8.40

### Days Cash on Hand

Days cash on hand measures how long a school can cover its operating costs using only available cash and investments. A school with at least 60 days cash on hand can meet immediate financial obligations, while 30-60 days is acceptable if improving. Less than 15 days indicates financial distress. Schools in their first or second year of operation must have a minimum of 30 days cash on hand.

## Default

Default occurs when a school fails to meet its financial obligations, such as late bill payments, missed payroll, inaccurate funding reports, or failing to meet lender requirements like enrollment targets or cash reserves. Any default can lead to service disruptions, loans being called due, or withheld funding.

## Sustainability Measures

These measures help determine whether a school is likely to remain financially stable into the future. Data sources include but are not limited to the school’s fiscal audit, state agency reporting, and school reporting requirements.

Measure	Value	Rating	Rubric Description
Debt Service Coverage Ratio	2.93	Exceeds Standard	The school's debt service coverage ratio is 1.5 or greater or the school operates debt-free.
Debt to Asset Ratio	.48	Exceeds Standard	The school has met standard for 3 consecutive years, including the most recently completed school year, or the school operates debt-free.
Financial Compliance	YES	Exceeds Standard	The school has met standard for at least 3 consecutive years, including the most recently completed school year.

## Debt Service Coverage Ratio

Debt Service Coverage Ratio assesses a school's ability to cover annual debt payments using only that year's income. A Debt Service Coverage Ratio greater than 1 indicates the school can meet its debt obligations, while a ratio below 1 suggests reliance on reserves or future revenue to cover debt.

Table Calculation for a school that owns its facility or for a leased facility and the lease is capitalized

Net Income + Depreciation Expense + Interest Expense	Principal + Interest + Lease Payments	Debt Service Coverage Ratio
\$369,256	\$125,879	2.93

## Debt to Asset Ratio

The Debt to Asset Ratio compares a school's total liabilities to its total assets, minus pension liability. This helps determine whether a school would be able to meet both its short and long-term financial obligations.

A school whose total liabilities are 90% or less of its Total Assets is likely to be able to repay all short-term debts and still manage to set its long-term affairs in order in a worst-case scenario. A school with more liabilities than assets would not be able to meet all its financial obligations in a worst-case scenario.

<b>Total Liabilities, less pension liabilities</b>	<b>Total Assets, less pension assets</b>	<b>Debt to Asset Ratio</b>
\$1,538,708	\$3,215,635	.48

## Financial Compliance

The school's financial management adheres to Generally Accepted Accounting Principles (GAAP), ensuring that accounting practices are up to standard. Additionally, the internal controls in place are fully compliant with relevant regulations. Notably, the most recent financial audit confirmed that there were no issues or findings, reflecting a high level of accuracy and compliance.

# Closing Remarks and Contact Information

The 2023-2024 Annual Report has been prepared by the Idaho Public Charter School Commission staff.

If you have any questions or comments, please contact the IPCSC.

514 W. Jefferson, Suite 303  
Boise, ID 83720  
(208)-332-1561

[pcsc@osbe.idaho.gov](mailto:pcsc@osbe.idaho.gov)