



Annual Performance Report 2023-2024

School Name: Liberty Charter School

Mission Statement:

To develop students who are competent, confident, productive, and responsible young adults who possess the habits, skills and attitudes to succeed in high school and to be offered the invitation of a post-secondary education, satisfying employment, and life-long opportunities.

School Information	Detail
Board Chair/President	Shelia Bryant
Vice Chair	Clyde Colbert
Executive Director	
Administrator	Rebecca Stallcop
Business Manager	Alane McKnight
School Website	School Website

Introduction

In Idaho, charter schools operate under contract terms specified in a Performance Certificate, which is agreed upon by the school's board and its authorizer, as outlined in I.C. §33-5205B. Each Performance Certificate includes a performance framework that outlines the expectations the school must meet to be granted a subsequent operational term. The annual performance report, based on this framework, serves the following purposes:

- To provide transparent information about charter school quality to the public;
- To ensure that charter school boards have clear expectations;
- To inform mid-term authorizing decisions.

The Idaho Public Charter School Commission (IPCSC) must assess whether the school's performance represents a favorable return on public funds. The IPCSC also considers the school's performance in comparison to other educational options available to families. The data in this report are derived from the previous fiscal year and summarize the outcomes of the school's last year of the contract term for those schools that are up for renewal.

If the performance standards are met, strategic planning may focus on the data points that will establish and sustain a high-performing school. If a standard is not met, the school should focus its strategic planning on improving outcomes to secure a subsequent operational term.

Please see the [Performance Framework](#) rubrics for details regarding how each measure is rated.

RENEWAL (I.C. §33-5209A)

At the conclusion of the operating term, the performance certificate of each school is reviewed for renewal. Charters may be renewed for successive terms. An authorizer can grant renewal with specific written conditions aimed at improving the public charter school, along with a deadline for meeting these conditions. In making renewal decisions, every authorizer must base its choices on evidence of the school's performance during the term of the performance certificate.

If a public charter school has fulfilled all terms of its performance certificate, the authorizer shall renew the charter for a period of twelve years, or six years in the case of a pilot charter. Conversely, if the school has not met one or more of the requirements, the authorizer may either renew for a six-year term or choose not to renew the charter.

School Overview

School's Operating Term

In 2024, Liberty Charter School was renewed for operations with a twelve-year operating contract. The current certificate term is from July 1, 2024 to June 30, 2036. This report directly impacts the school's renewal recommendation. Renewal decisions must be made prior to March 15th, 2036.

School Details

Model: Harbor Method

Enrollment Capacity: 440

2023 – 2024 Enrollment: 472

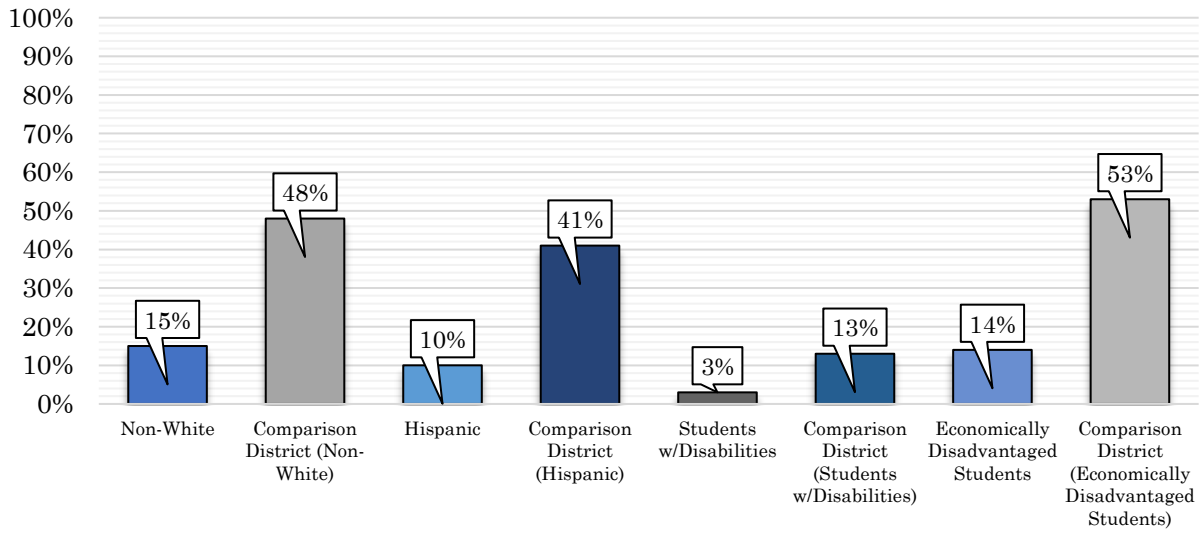
Grades Served: K – 12th Grade

Key Design Elements:

- Teach to the high, and through strict adherence to the Harbor School Method, use the Method's educational approach, curricula, and tools to provide multiple opportunities for mastering concepts, and to exceed State benchmarks in required academic testing.
- Ensure instructional fidelity across grade levels with core instructional methodology being consistent among teachers and grades, ensuring that students learn the instructional routines in early grades which accelerates their ability to focus on new information, skill development and thinking skills.
- In addition to emphasizing the traditional core curriculum areas of language arts, math, science, social studies, incorporate the Harbor Method's educational features of providing self-contained 7th & 8th grade classes, the study of a foreign language beginning in at least the 3rd grade, and participation in music, PE and computer classes.
- Provide a School-to-Work experience that, in addition to the school's academic program, purposefully trains students to demonstrate "Attitude and Effort," along with the characteristics of enthusiasm, efficiency and excellence in the work they do.
- Remove fear, threat and intimidation from the learning environment by implementing and carrying out the Harbor Method's character education program that emphasizes kindness and a zero-tolerance policy for teasing, taunting, bullying, and negative peer pressure.
- Hold the school's principal(s) directly accountable for the environment in which teachers teach and students learn.
- Provide a college-bound, high school experience that sets a substantial academic foundation so that graduates possess key advantages upon entering college or post-high school/ professional-technical training and helps ensure that each graduating student who has college as a goal will have been offered the opportunity to complete a minimum of 9 college credits.

2023-2024 Demographic Summary

Liberty Charter School



2023-2024 Annual Snapshot

Academics

RATING LEGEND	DOES NOT MEET STANDARD	APPROACHES STANDARD	MEETS STANDARD	EXCEEDS STANDARD	NOT RATED
----------------------	-------------------------------	----------------------------	-----------------------	-------------------------	------------------

Academic Measure	Academic Score	Academic Rating
Math Proficiency	77%	Exceeds Standard
Math Growth	79%	Exceeds Standard
ELA Proficiency	85%	Exceeds Standard
ELA Growth	86%	Exceeds Standard
Literacy Proficiency	Fall IRI: 75% Spring IRI: 85%	Exceeds Standard
College & Career Readiness 4Yr ACGR	96%	Exceeds Standard

Operations

RATING LEGEND	DOES NOT MEET STANDARD	MEETS STANDARD	NOT RATED
----------------------	-------------------------------	-----------------------	------------------

Operational Measure	Operational Rating
Governance Structure	Meets Standard
Governance Oversight	Meets Standard
Student Services	Meets Standard
Data Security/Transparency	Meets Standard
Facility & Services	Meets Standard

Financial

RATING LEGEND	DOES NOT MEET STANDARD	APPROACHES STANDARD	MEETS STANDARD	EXCEEDS STANDARD	NOT RATED
--------------------------	---------------------------------------	--------------------------------	---------------------------	-----------------------------	----------------------


Financial Measurement	Financial Rating
Current Ratio	Exceeds Standard
Unrestricted Days Cash	Exceeds Standard
Default	Exceeds Standard
Debt Service Coverage Ratio	Exceeds Standard
Debt Asset Ratio	Exceeds Standard
Financial Compliance	Exceeds Standard

2023-2024 Academic Outcomes

Math Growth and Proficiency

A school that performs as well or better than the average of its comparison group on the statewide mathematics assessment (ISAT) meets the IPCSC standard on both the math proficiency and math growth measures.

Comparison Group: Nampa School District

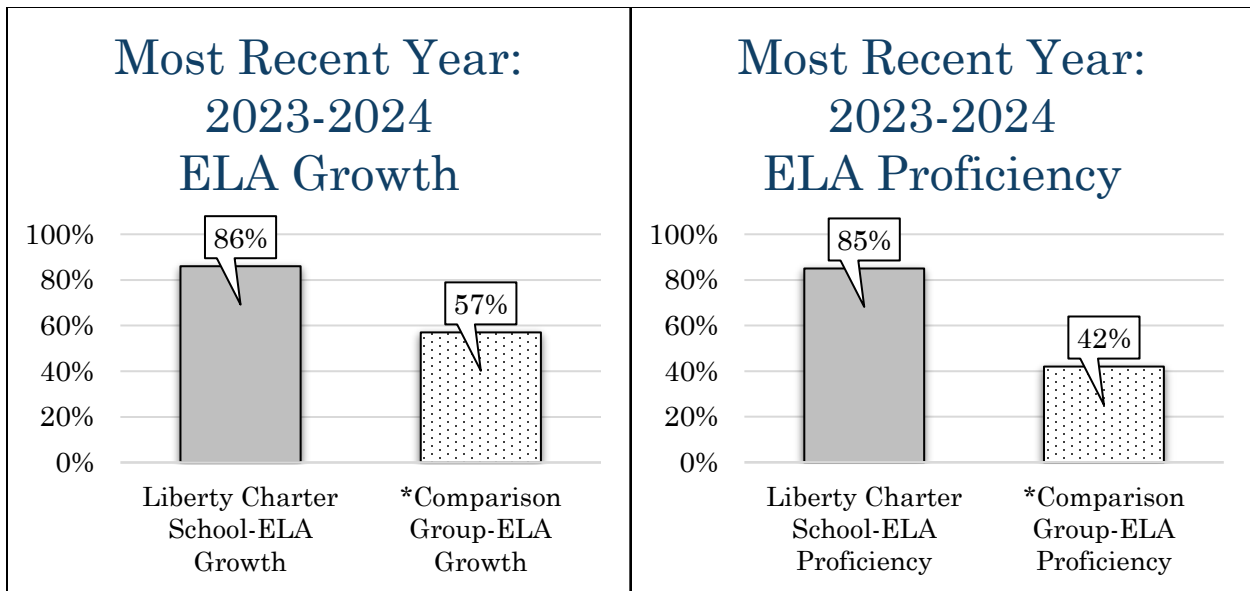


MEASURE	RATING	APPLICABLE RUBRIC DESCRIPTION
MATH GROWTH	Exceeds Standard	The school's growth rate is greater than one standard deviation above the average of the school's identified comparison group.
MATH PROFICIENCY	Exceeds Standard	The school's proficiency rate is greater than one standard deviation above the average of the school's identified comparison group.

ELA Growth and Proficiency

A school that performs as well or better than the average of its comparison group on the statewide ELA assessment (ISAT) meets the IPCSC standard on both the ELA proficiency and ELA growth measures.

Comparison Group: Nampa School District

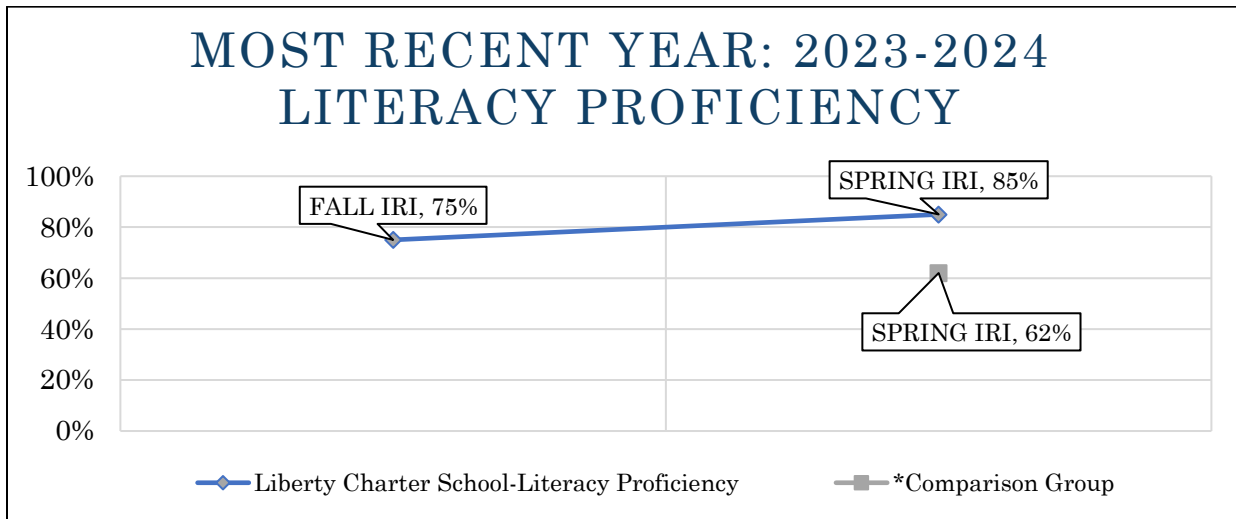


MEASURE	RATING	APPLICABLE RUBRIC DESCRIPTION
ELA GROWTH	Exceeds Standard	The school's growth rate is greater than one standard deviation above the average of the school's identified comparison group.
ELA PROFICIENCY	Exceeds Standard	The school's proficiency rate is greater than one standard deviation above the average of the school's identified comparison group.

Literacy Proficiency

A school that performs as well or better than the average of its comparison group on the spring statewide literacy assessment (IRI) meets the IPCSC standard. Alternatively, a school that did not perform as well or better than its comparison group on the spring assessment, but that did improve its outcome by at least 10% from fall to spring, also meets standard.

Comparison Group: Nampa School District

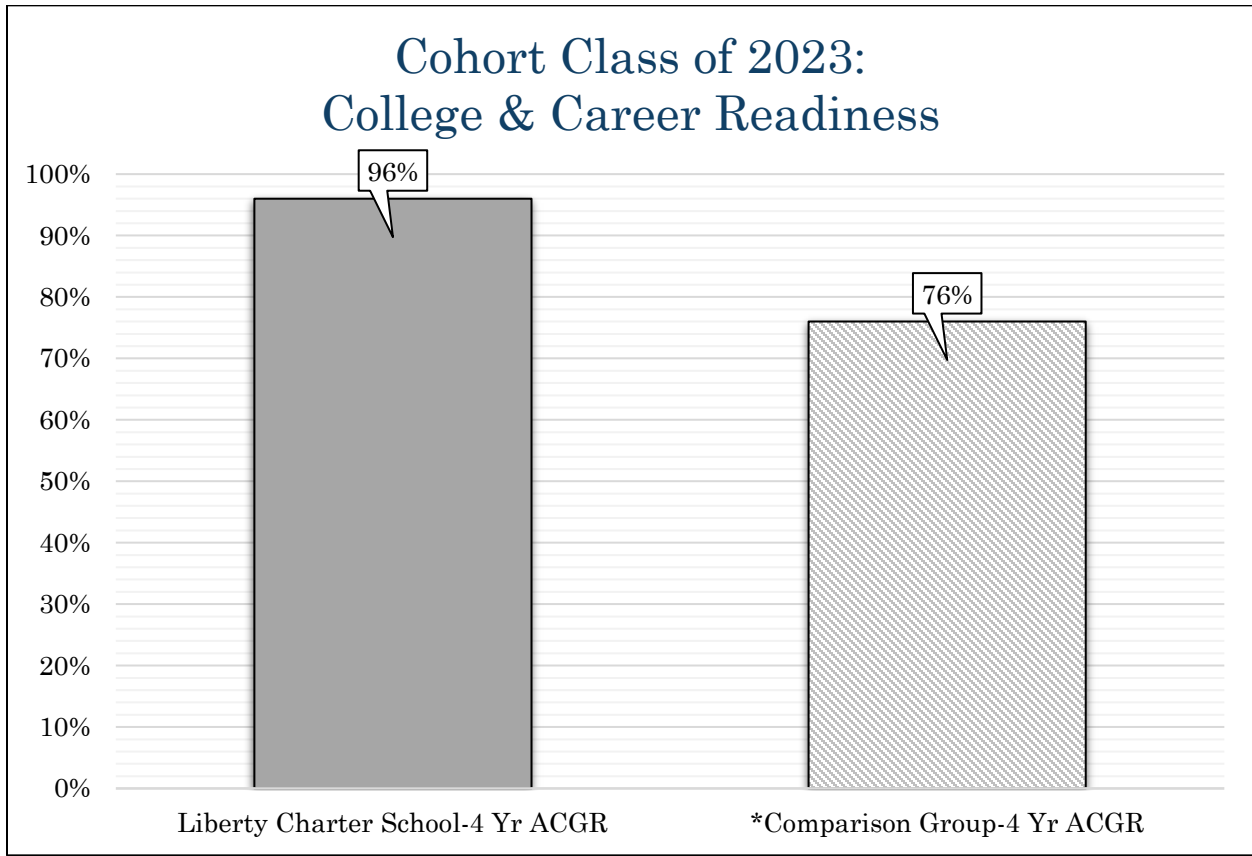


MEASURE	PROFICIENCY RATING	APPLICABLE RUBRIC DESCRIPTION
LITERACY PROFICIENCY	Exceeds Standard	The school's proficiency rate on the spring administration of the statewide literacy assessment is greater than one standard deviation above the average of the school's identified comparison group.

College & Career Readiness

A school with a 4-year graduation rate equal to or greater than the average of its comparison group meets the IPCSC standard.

Comparison Group: Nampa School District



MEASURE	COLLEGE & CAREER RATING	APPLICABLE RUBRIC DESCRIPTION
College & Career Readiness	Exceeds Standard	The school's 4-Year adjusted cohort graduation rate (ACGR) is 90%.

2023-2024 Operational Outcomes

Board Governance

At the highest level, the success of a charter school is driven by the ability of its governing board to govern effectively. The measures in this section help identify the strengths and challenges faced by the school's board.

Measure	Rating	Rubric Description
Governance Structure	Meets Standard	No Issues
Governance Oversight	Meets Standard	No Issues

Management

The systems and structures that support school operations are an important part of the school's overall success. The measures in this section help identify the strengths and challenges that impact the school's day-to-day operations.

Measure	Rating	Rubric Description
Student Services	Meets Standard	No Issues
Data Security and Information Transparency	Meets Standard	No Issues
Facility and Services	Meets Standard	No Issues

2023-2024 Financial Outcomes

Near Term Measures

These measures evaluate whether a school is likely to meet its financial obligations in the next year. Data sources include but are not limited to the school's fiscal audit, state agency reporting, and school reporting requirements.

Measure	Value	Rating	Rubric Description
Current Ratio	15.18	Exceeds Standard	The school has a current ratio of more than 1.5.
Days Cash on Hand	501	Exceeds Standard	The school has more than 60 days cash on hand.
Default	NONE	Exceeds Standard	The school has met standard for at least 3 consecutive years, including the most recently completed school year.

Current Ratio

The Current Ratio compares a school's short-term financial obligations (current liabilities) to its available cash and investments (current assets). A ratio greater than 1.0 indicates the school can meet its financial obligations for the next year without relying on future revenue, while a ratio less than 1.0 suggests the school depends on future revenue to cover its existing obligations.

Current Assets	Current Liabilities	Current Ratio
\$5,557,701	\$366,151	15.18

Days Cash on Hand

Days cash on hand measures how long a school can cover its operating costs using only available cash and investments. A school with at least 60 days cash on hand can meet immediate financial obligations, while 30-60 days is acceptable if improving. Less than 15 days indicates financial distress. Schools in their first or second year of operation must have a minimum of 30 days cash on hand.

Default

Default occurs when a school fails to meet its financial obligations, such as late bill payments, missed payroll, inaccurate funding reports, or failing to meet lender requirements like enrollment targets or cash reserves. Any default can lead to service disruptions, loans being called due, or withheld funding.

Sustainability Measures

These measures help determine whether a school is likely to remain financially stable into the future. Data sources include but are not limited to the school's fiscal audit, state agency reporting, and school reporting requirements.

Measure	Value	Rating	Rubric Description
Debt Service Coverage Ratio	5.69	Exceeds Standard	The school's debt service coverage ratio is 1.5 or greater or the school operates debt-free.
Debt to Asset Ratio	.27	Exceeds Standard	The school has met standard for 3 consecutive years, including the most recently completed school year, or the school operates debt-free.
Financial Compliance	YES	Exceeds Standard	The school has met standard for at least 3 consecutive years, including the most recently completed school year.

Debt Service Coverage Ratio

Debt Service Coverage Ratio assesses a school's ability to cover annual debt payments using only that year's income. A Debt Service Coverage Ratio greater than 1 indicates the school can meet its debt obligations, while a ratio below 1 suggests reliance on reserves or future revenue to cover debt.

Table Calculation for a school that owns its facility or for a leased facility and the lease is capitalized

Net Income + Depreciation Expense + Interest Expense	Principal + Interest + Lease Payments	Debt Service Coverage Ratio
\$1,515,224	\$266,293	5.68

Debt to Asset Ratio

The Debt to Asset Ratio compares a school's total liabilities to its total assets, minus pension liability. This helps determine whether a school would be able to meet both its short and long-term financial obligations.

A school whose total liabilities are 90% or less of its Total Assets is likely to be able to repay all short-term debts and still manage to set its long-term affairs in order in a worst-case scenario. A school with more liabilities than assets would not be able to meet all its financial obligations in a worst-case scenario.

Total Liabilities, less pension liabilities	Total Assets, less pension assets	Debt to Asset Ratio
\$3,006,831	\$11,177,803	.27

Financial Compliance

The school's financial management adheres to Generally Accepted Accounting Principles (GAAP), ensuring that accounting practices are up to standard. Additionally, the internal controls in place are fully compliant with relevant regulations. Notably, the most recent financial audit confirmed that there were no issues or findings, reflecting a high level of accuracy and compliance.

Closing Remarks and Contact Information

The 2023-2024 Annual Report has been prepared by the Idaho Public Charter School Commission staff.

If you have any questions or comments, please contact the IPCSC.

514 W. Jefferson, Suite 303
Boise, ID 83720
(208)-332-1561

pcsc@osbe.idaho.gov