



Annual Performance Report 2023

Cardinal Academy

Mission Statement: “Cardinal Academy will provide a rigorous academic program to pregnant and parenting teens in a supportive environment where students are prepared for parenthood, college, career and life.”

School Information	Annual Report FY2022-2023	Current: FY 2023-2024
Board Chair/President	Patricia Kempthorne	Cathy Olschanowski
Treasurer	Jason Hudson	Brady Watkins
Secretary	Cathy Olschanowski	Emily McClure
Executive Director	Jamie Garn	Jamie Garn
Administrator	Jamie Garn	Jamie Garn
Business Manager	Marc Carignan	Annie Edwards
School Location/Phone	9492 Emerald St., Boise, ID 83704	208-495-6866

Table of Contents

Introduction

School Overview

Annual Snapshot

Academic Outcomes

 Math Proficiency & ELA Proficiency

 Math & ELA Content Mastery

 9-12 Progress Towards Graduation

 College & Career Readiness (5Yr ACGR).....

 College & Career Readiness (Addt'l Graduates).....

 Historical Performance

Operational Outcomes: Board Stewardship

 Governance Structure

 Governance Oversight.....

 Governance Compliance.....

Operational Outcomes: Management

 Student Services.....

 Data Security and Information Technology

 Facility & Services

 Operational Compliance.....

 Historical Performance

Financial Outcomes.....

 Near Term Measures

 Sustainability Measures

 Historical Performance

Contact Us.....

Introduction

COMPLIANCE/AUTHORITY:

Charter schools in Idaho operate on 5-year terms as defined in a Performance Certificate executed between the school's board and its authorizer. In addition, [I.C. §33-5209A](#) and [I.C. §33-5209C](#) require that every certificate include a framework describing the expectations the school must meet in order to earn a next operational term. It also requires that charter school authorizer's complete performance reports for the schools they oversee each year. The annual performance report serves the following purposes:

1. To provide transparent information about charter school quality to the public;
2. To ensure charter school boards have access to clear expectations and;
3. To inform mid-term authorizing decisions.

RENEWAL (I.C. §33-5209B)

At the end of each 5-year operating term, each school's performance certificate is considered for renewal. As this school's operating contract expires on June 30th, 2026, this report directly impacts the school's renewal recommendation. The authorizer is required to consider the following when making renewal decisions: all annual performance reports issued during the current performance certificate term, the school's current financial status, and any application materials submitted by the school. Renewal decisions must be made prior to March 15th, 2026. Please see the [Renewal Guidance](#) document for more information on the renewal process.

- **PERFORMANCE REPORT APPLICATION:**
 - Each measure included in the IPCSC's framework has a meets standard benchmark. If this school meets standard on all measures of the framework as reflected in the most recent years Annual Performance Report the school is guaranteed an unconditional renewal. If the school does not meet standard on one or more measures of the school's operating contract, it may be conditionally renewed or non-renewed.

*****Outcomes on this report inform high-stakes decisions, schools are encouraged to use this information to support their strategic planning efforts each year. *****

IPCSC RESOURCES

[IPCSC Performance Framework](#)

[IPCSC Renewal Guidance](#)

[IPCSC Schools](#)

SCHOOL RESOURCES

[CA Performance Certificate](#)

[CA Annual Report Page](#)

Current Certificate Term: 2021-2026

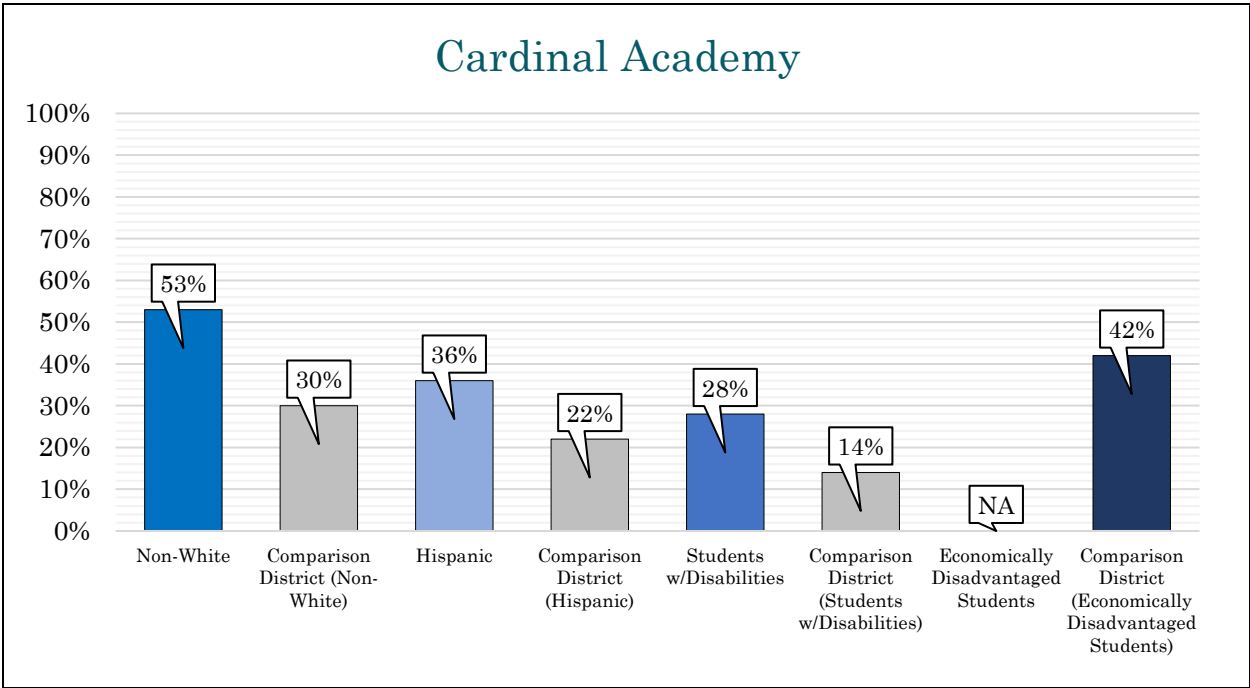
School Overview

Model:	Alternative
Enrollment Capacity:	140
Grades Served:	9 th -12 th Grade Student

Key Design Elements:

- a. The School shall serve pregnant and parenting teens.
- b. The School shall provide a layered curriculum instructional model.
- c. The School shall include flexible scheduling for students.
- d. The School shall provide wrap-around services for students.

2023 DEMOGRAPHIC SUMMARY:



2022-2023 Annual Snapshot

Schools are encouraged to use this information for strategic planning and to ensure that any identified weaknesses are addressed in advance of renewal consideration.

RATING LEGEND	DOES NOT MEET STANDARD	APPROACHES STANDARD	MEETS STANDARD	EXCEEDS STANDARD	NOT RATED DUE TO PANDEMIC
----------------------	-------------------------------	----------------------------	-----------------------	-------------------------	----------------------------------

ACADEMIC OUTCOMES:		
Math Proficiency	N-size	Rating Not Available
ELA Proficiency	N-size	Rating Not Available
Math Content Mastery	N-size	Rating Not Available
ELA Content Mastery	53%	Meets Standard
9-11 Progress Towards Graduation	42%	Exceeds Standard
College & Career Readiness 5Yr ACGR		Choose an item.

Comments:

College & Career outcomes are unavailable at this time and will be evaluated when the data is publicly released.

Academic ratings for alternative measures are not available due to N_Size.

2022-2023 ANNUAL SNAPSHOT-OPERATIONS

Schools are encouraged to use this information for strategic planning and to ensure that any identified weaknesses are addressed in advance of renewal consideration.

RATING LEGEND	DOES NOT MEET STANDARD	APPROACHES STANDARD	MEETS STANDARD	EXCEEDS STANDARD	NOT RATED DUE TO PANDEMIC
------------------	---------------------------	------------------------	-------------------	---------------------	------------------------------

OPERATIONAL OUTCOMES: BOARD STEWARDSHIP	
Governance Structure	Meets Standard
Governance Oversight	Meets Standard
Governance Compliance	Meets Standard

OPERATIONAL OUTCOMES: MANAGEMENT	
Student Services	Meets Standard
Data Security/Transparency	Meets Standard
Facility & Services	Meets Standard
Operational Compliance	Meets Standard

<p>Comments:</p>

2022-2023 ANNUAL SNAPSHOT-FINANCIAL

Schools are encouraged to use this information for strategic planning and to ensure that any identified weaknesses are addressed in advance of renewal consideration.

RATING LEGEND	DOES NOT MEET STANDARD	APPROACHES STANDARD	MEETS STANDARD	EXCEEDS STANDARD	NOT RATED DUE TO PANDEMIC
--------------------------	-----------------------------------	--------------------------------	---------------------------	-----------------------------	--------------------------------------

FINANCIAL OUTCOMES: NEAR TERM MEASURES		
Current Ratio	1.86	Exceeds Standard
Unrestricted Days Cash	116	Exceeds Standard
Default	None	Meets Standard
Enrollment Variance	56%	Does Not Meet Standard

FINANCIAL OUTCOMES: SUSTAINABILITY MEASURES		
Total Margin	4.9%	Meets Standard
Cash Flow	\$10,618	Meets Standard
Debt Service Coverage Ratio	Debt free	Exceeds Standard
Debt Asset Ratio	0.41	Meets Standard
Financial Compliance	Yes	Meets Standard

Academic Outcomes

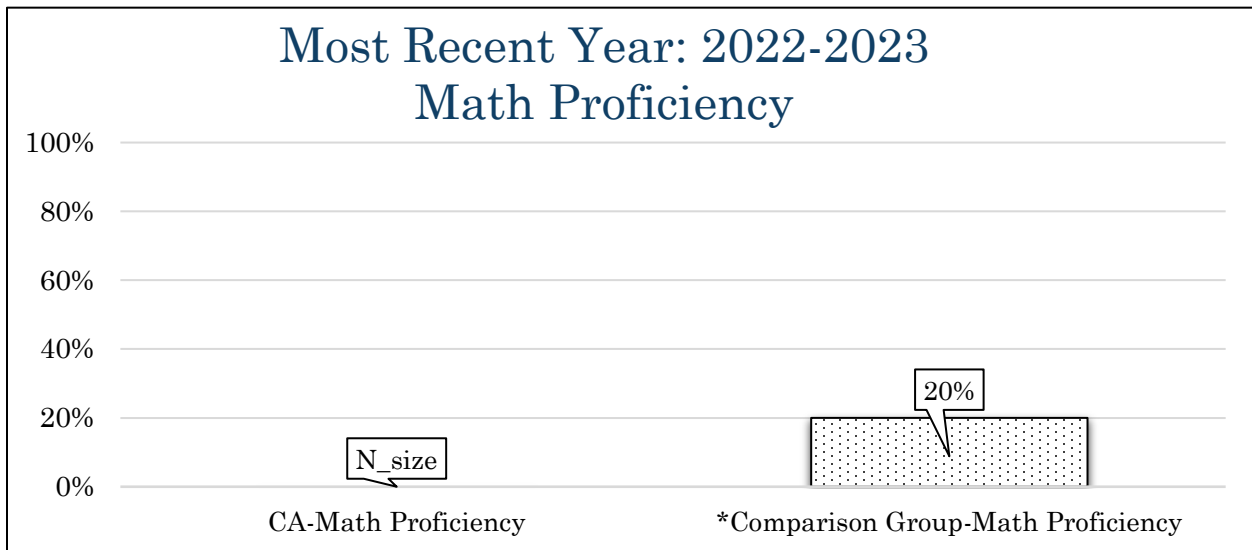
MATH PROFICIENCY

Why This Matters:

The IPCSC must determine whether the academic performance at the school represents a favorable return on the investment of public dollars. For context, the IPCSC considers the school’s performance in relation to other educational choices available to families. A school that performs as well or better than the average of its comparison group on the statewide mathematics assessment (ISAT) meets the IPCSC standard on both the math proficiency and math growth measures.

If this standard is not yet met, the school should focus its strategic planning on improving mathematics achievement outcomes to ensure the school will earn a next operational term. If the standard is met, strategic planning may focus on whatever data points will best establish and sustain an exemplary school of the specific model for which the school is chartered.

Comparison Group: All Alternative Schools in Idaho



RATING LEGEND	DOES NOT MEET STANDARD	APPROACHES STANDARD	MEETS STANDARD	EXCEEDS STANDARD	NOT RATED DUE TO PANDEMIC
----------------------	-------------------------------	----------------------------	-----------------------	-------------------------	----------------------------------

*Please see the [Performance Framework Rubrics](#) for details regarding how each measure is rated.

MEASURE	PROFICIENCY RATING	APPLICABLE RUBRIC DESCRIPTION
MATH PROFICIENCY	N_Size	Ratings Not Available

Academic Outcomes

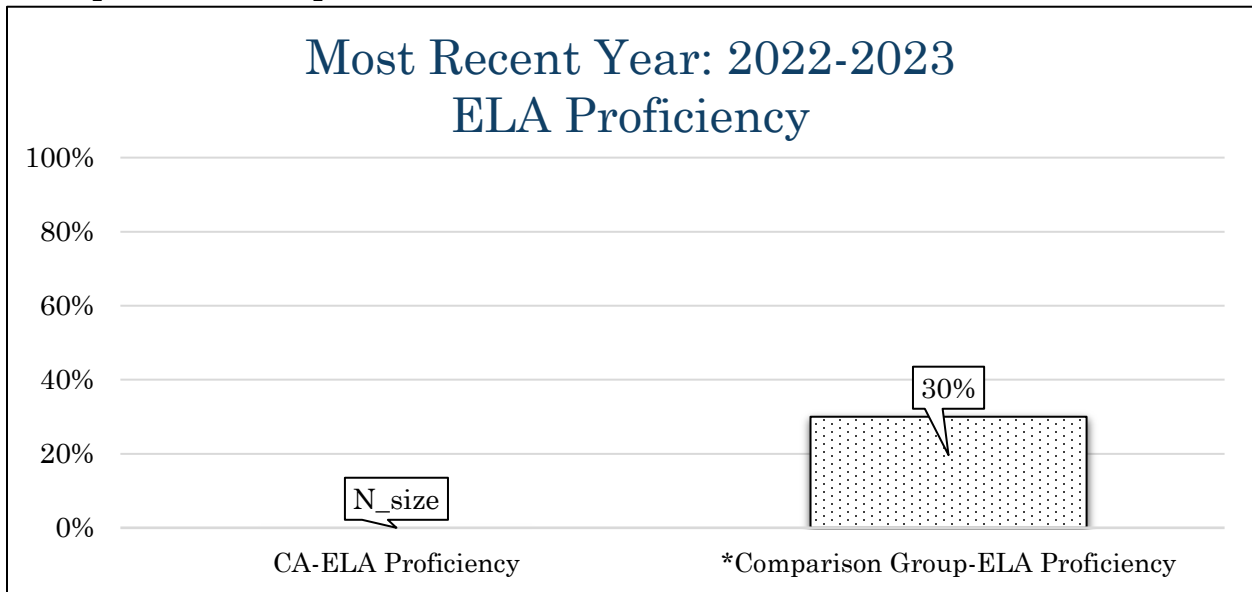
ELA PROFICIENCY

Why This Matters:

The IPCSC must determine whether the academic performance at the school represents a favorable return on the investment of public dollars. For context, the IPCSC considers the school’s performance in relation to other educational choices available to families. A school that performs as well or better than the average of its comparison group on the statewide ELA assessment (ISAT) meets the IPCSC standard on ELA proficiency measures.

If this standard is not yet met, the school should focus its strategic planning on improving these outcomes to ensure the school will earn a next operational term. If the standard is met, strategic planning may focus on whatever data points will best establish and sustain an exemplary school of the specific model for which the school is chartered.

Comparison Group: All Alternative Schools in Idaho



RATING LEGEND	DOES NOT MEET STANDARD	APPROACHES STANDARD	MEETS STANDARD	EXCEEDS STANDARD	NOT RATED DUE TO PANDEMIC
---------------	------------------------	---------------------	----------------	------------------	---------------------------

*Please see the [Performance Framework Rubrics](#) for details regarding how each measure is rated.

MEASURE	PROFICIENCY RATING	APPLICABLE RUBRIC DESCRIPTION
ELA PROFICIENCY	N_Size	Ratings Not Available

Alternative Academic Outcomes

ELA & MATH CONTENT MASTERY

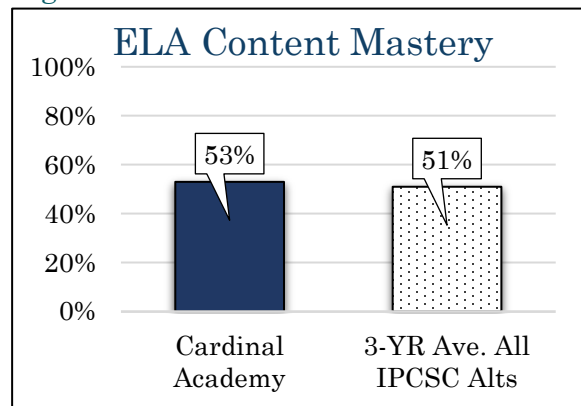
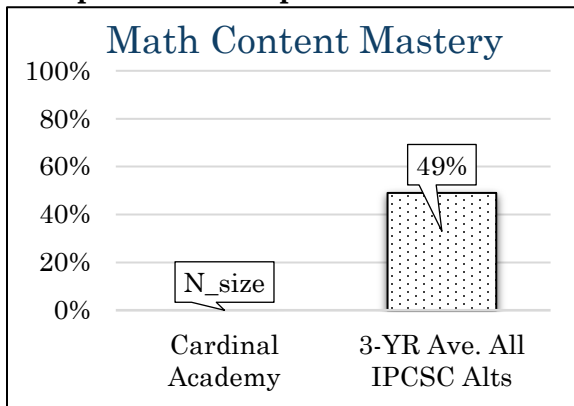
Why This Matters:

Students enrolled at alternative schools face additional barriers to academic success. Often, these students are behind in grade-level proficiency in both Math and ELA. This means that the traditional academic measures may not accurately reflect whether a school that exclusively serves at-risk students is successfully serving the needs of its student population.

The content mastery measure considers the percentage of students who were continuously enrolled at the school for the whole year who earned credit for the equivalent of one school year in Math and ELA, regardless of the grade-level of the course taken. This measure acknowledges that a student enrolled in 8th grade, may not perform well on the 8th grade ISAT assessment if his or her skills are at the 6th grade level; however, if that student mastered the content (earned full credit) in the next course in his/her own academic progression, that success should be noted for the student and the school.

This measure also considered whether students in grades 9-12 are gaining a sufficient level of learning in the crucial disciplines of Math and ELA, even though the ISAT no longer applies.

Comparison Group: All IPCSC Alternative Programs



RATING LEGEND	DOES NOT MEET STANDARD	APPROACHES STANDARD	MEETS STANDARD	EXCEEDS STANDARD	NOT RATED DUE TO PANDEMIC
---------------	------------------------	---------------------	----------------	------------------	---------------------------

*Please see the [Performance Framework Rubrics](#) for details regarding how each measure is rated.

MEASURE	PROFICIENCY RATING	APPLICABLE RUBRIC DESCRIPTION
Math Content Mastery	N_Size	Ratings Not Available

MEASURE	PROFICIENCY RATING	APPLICABLE RUBRIC DESCRIPTION
ELA Content Mastery	Meets Standard	The % of continuously enrolled students who have already completed all math graduation requirements for the equivalent of 1Yr. of instruction in the discipline is equal to or up to 10% greater than the school's % in the previous Yr.(M)

Alternative Academic Outcomes

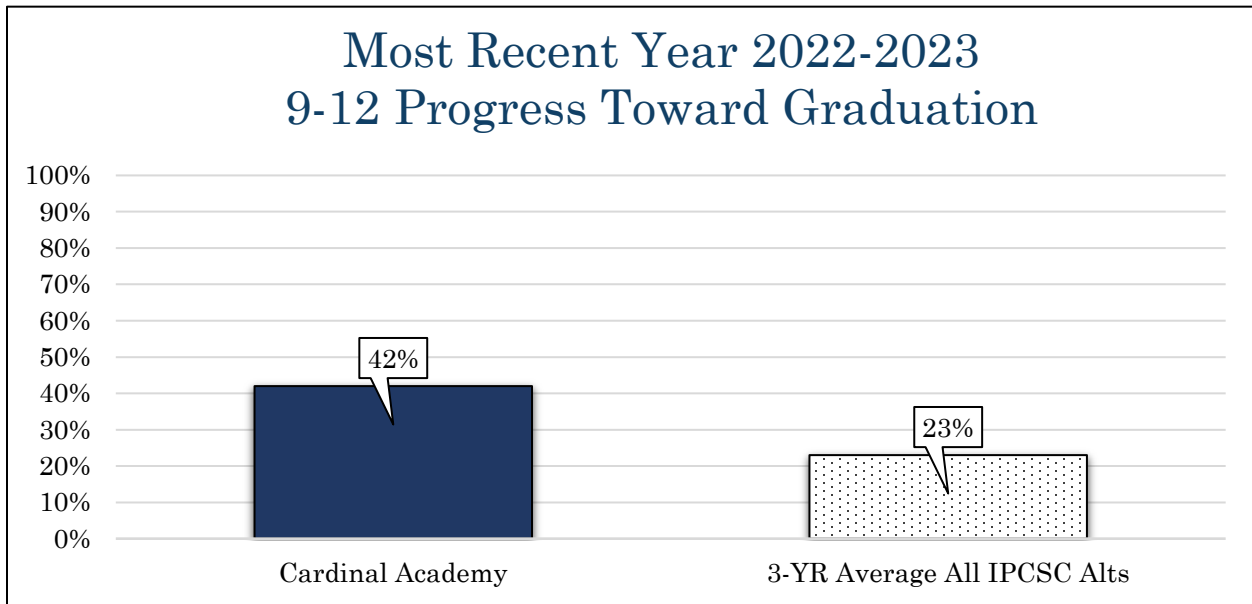
9-12 PROGRESS TOWARD GRADUATION

Why This Matters:

Students enrolled at alternative schools face additional barriers to academic success. Often, these students change schools frequently and fall behind in credits earned. As traditional academic measures only reflect the school’s success with students who were continuously enrolled for the whole school year, alternative measures are necessary to evaluate whether a school is serving all students well.

For students who are at-risk of failing to graduate, it is crucial to ensure that they earn enough credit while enrolled at a school to not fall further behind, whether they are enrolled for the whole school year or only one grading term. The 9-12 progress toward graduation measure considers whether a student successfully completed at least as many credits as expected during the time, they attended the school.

Comparison Group: All IPCSC Alternative Programs



RATING LEGEND	DOES NOT MEET STANDARD	APPROACHES STANDARD	MEETS STANDARD	EXCEEDS STANDARD	NOT RATED DUE TO PANDEMIC
---------------	------------------------	---------------------	----------------	------------------	---------------------------

*Please see the [Performance Framework Rubrics](#) for details regarding how each measure is rated.

MEASURE	PROFICIENCY RATING	APPLICABLE RUBRIC DESCRIPTION
9-12 Progress Towards Graduation	Exceeds Standard	The % of students who either completed 3 credits for every 45 days enrolled (if enrolled for at least 45 days, but not continuously enrolled), or completed 11.5 credits (if continuously enrolled) is more than 10% above the school's % in the previous Yr.

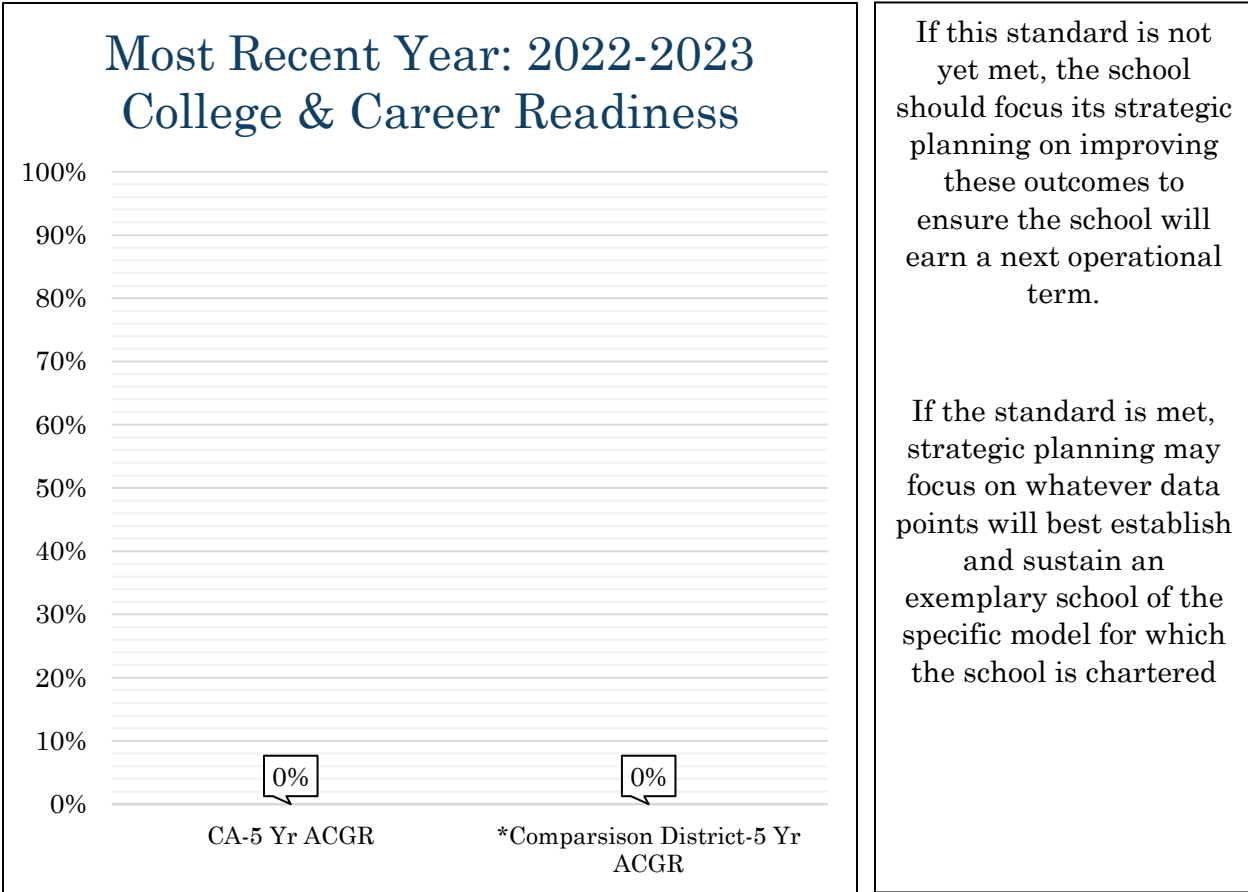
Alternative School Academic Outcomes

COLLEGE AND CAREER READINESS

Why This Matters:

The IPCSC must determine whether the academic performance at the school represents a favorable return on the investment of public dollars. For context, the IPCSC considers the school’s performance in relation to other educational choices available to families. A school with a 5-year graduation rate equal to or greater than the average of its comparison group meets the IPCSC standard.

Comparison Group: All Alternative Schools in Idaho



RATING LEGEND	DOES NOT MEET STANDARD	APPROACHES STANDARD	MEETS STANDARD	EXCEEDS STANDARD	NOT RATED DUE TO PANDEMIC
------------------	---------------------------	------------------------	-------------------	---------------------	------------------------------

*Please see the [Performance Framework Rubrics](#) for details regarding how each measure is rated.

MEASURE	COLLEGE & CAREER RATING	APPLICABLE RUBRIC DESCRIPTION
College & Career Readiness	Choose an item.	Choose an item.

Alternative Program Academic Outcomes

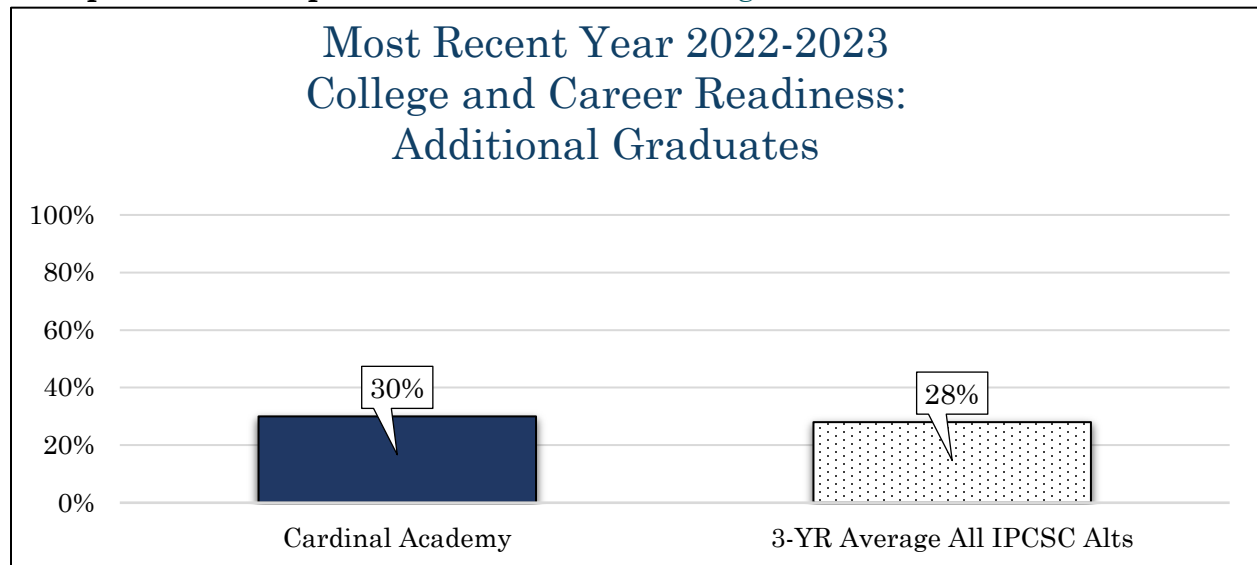
COLLEGE AND CAREER READINESS (ADDITIONAL GRADUATES)

Why This Matters:

4 and 5 Year ACGR measures capture the percentage of students who graduate 4 and 5 years after they began 9th grade. These measures speak to school success only in cases where the school retained the student for the entire 4 or 5 years. At-risk students are a more mobile population and generally enroll in several high schools throughout their high school career. This means that the traditional measures do not sufficiently help us understand whether an alternative school is serving its student population well.

The alternative college and career readiness measure allows the IPCSC to consider the percentage of students who were enrolled as 12th grade students and graduated, regardless of when the student *should* have graduated. As this measure includes students who may be in their 6th or 7th year of high school, it helps tell more of the data story for at-risk students and the schools that serve them.

Comparison Group: All IPCSC Alternative Programs



RATING LEGEND	DOES NOT MEET STANDARD	APPROACHES STANDARD	MEETS STANDARD	EXCEEDS STANDARD	NOT RATED DUE TO PANDEMIC
---------------	------------------------	---------------------	----------------	------------------	---------------------------

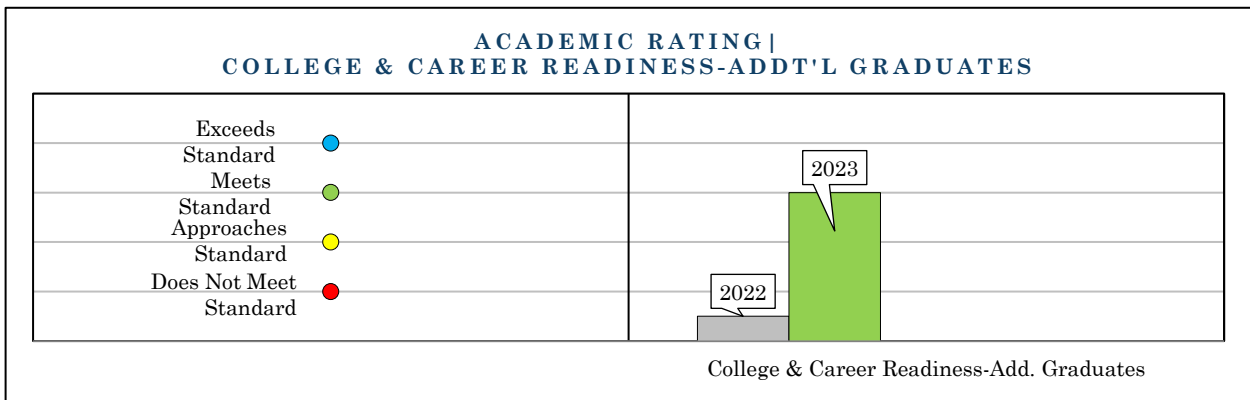

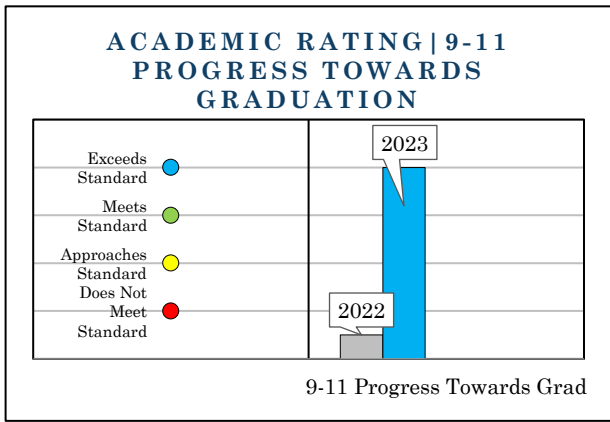


*Please see the [Performance Framework Rubrics](#) for details regarding how each measure is rated.

MEASURE	PROFICIENCY RATING	APPLICABLE RUBRIC DESCRIPTION
College & Career Readiness	Meets Standard	The % of the not continuously enrolled students who were enrolled for at least 45 days and were eligible to graduate in the same academic year (plus summer) who graduated is equal to or up to 10% greater than the school's % in the previous Yr. (M)

Historical Performance | 2022-2023

The charts below provide an overview of a school’s performance throughout their current (5) year certificate term. Schools are encouraged to consider how this data might be used to drive strategic planning as the school approaches its next renewal decision.

Ratings for Alternative measures were unavailable for the 2021-2022 school year and reflected with a grayed-out bar. Schools will receive ratings once the school has reached 3 years on the IPCSC revised framework.



Operational Outcomes

BOARD STEWARDSHIP

Why This Matters:

At the highest level, the success of a charter school is driven by the ability of its governing board to govern effectively. The measures in this section help identify the strengths and challenges faced by the school's board. *Please see the [Performance Framework Rubrics](#) for details regarding how each measure is rated.

RATING LEGEND	DOES NOT MEET STANDARD	APPROACHES STANDARD	MEETS STANDARD	EXCEEDS STANDARD	NOT RATED DUE TO PANDEMIC
------------------	---------------------------	------------------------	-------------------	---------------------	------------------------------

Standard Rating: Meets Standard	
Governance Structure Measure	Data/Evidence Source
The board bylaws are compliant with ID law.	Most recently reviewed Bylaws 2/22/2022. <i>*Please provide an updated to copy to IPCSC staff if any amendments have been made since the above review date.</i>
The school's articles of incorporation are current.	Most recently updated on 7/27/2021.
The board does operate in compliance with its bylaws.	*No instances of non-compliance documented.
Investigations were not conducted into ethical behavior or conflict of interest regarding any board director this year.	*No instances of non-compliance documented.
The board did not experience Open Meeting Law violations that needed to be cured this year.	*No instances of non-compliance documented.
Comments/ Context:	

Standard Rating: Meets Standard	
Governance Oversight Measure	Data/Evidence Source
The board did review academic data in a timely and thorough manner.	*No instances of non-compliance documented.
The board did review financial reports in a timely and thorough manner.	*No instances of non-compliance documented.
The board did maintain compliant policies.	*No instances of non-compliance documented.
The board did engage in strategic planning.	*No instances of non-compliance documented.
The board did conduct a compliant evaluation of their school leader or management organization.	*No instances of non-compliance documented.
Comments/ Context:	

Standard Rating: Meets Standard	
Governance Compliance Measure	Data/Evidence Source
The IPCSC did not issue courtesy letters to the school noting compliance concerns this year.	*No instances of non-compliance documented.
Another investigative body was not notified of concerns at this school this year.	*No instances of non-compliance documented.
Comments/ Context:	

Operational Outcomes

MANAGEMENT

Why This Matters:

The systems and structures that support school operations are an important part of the school's overall success. The measures in this section help identify the strengths and challenges that impact the school's day-to-day operations.

RATING LEGEND	DOES NOT MEET STANDARD	APPROACHES STANDARD	MEETS STANDARD	EXCEEDS STANDARD	NOT RATED DUE TO PANDEMIC
----------------------	-------------------------------	----------------------------	-----------------------	-------------------------	----------------------------------

Standard Rating: Meets Standard	
Student Services	Data/Evidence Source
The school's English Language Learners program is in good standing.	*No instances of non-compliance documented.
The school's Special Education program is in good standing.	*No instances of non-compliance documented.
The school's college and career readiness program is in good standing.	Continuous Improvement Plan 2022-2023
The school's Federal Programs is in good standing	*No instances of non-compliance documented.
Comments/ Context:	

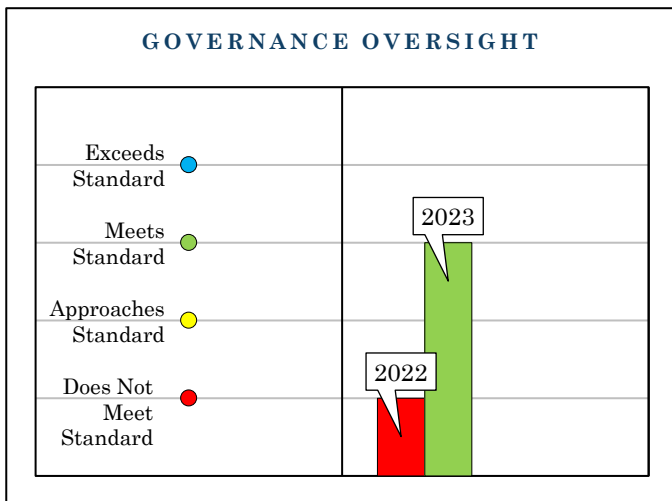
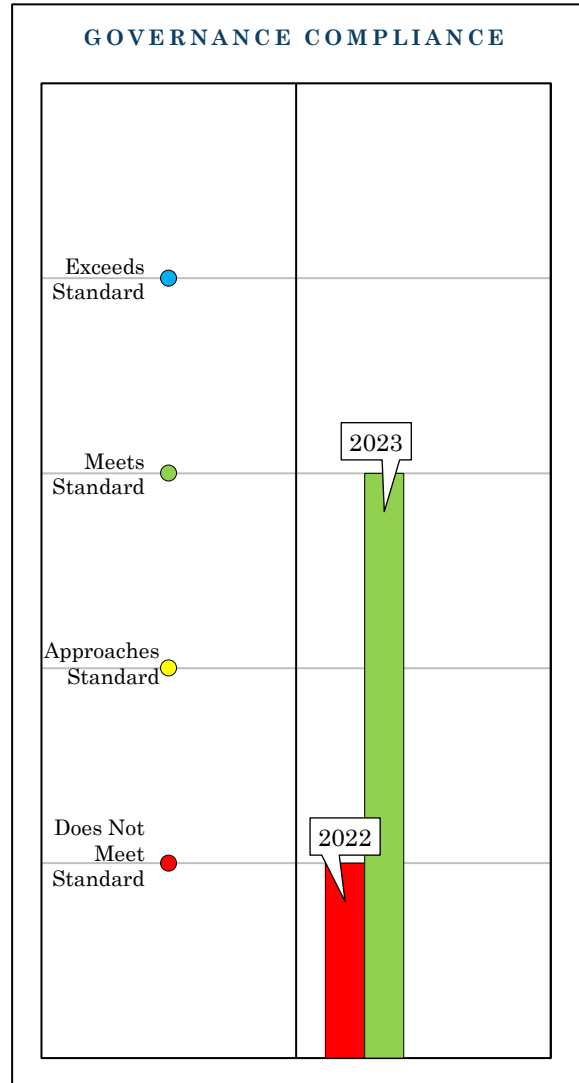
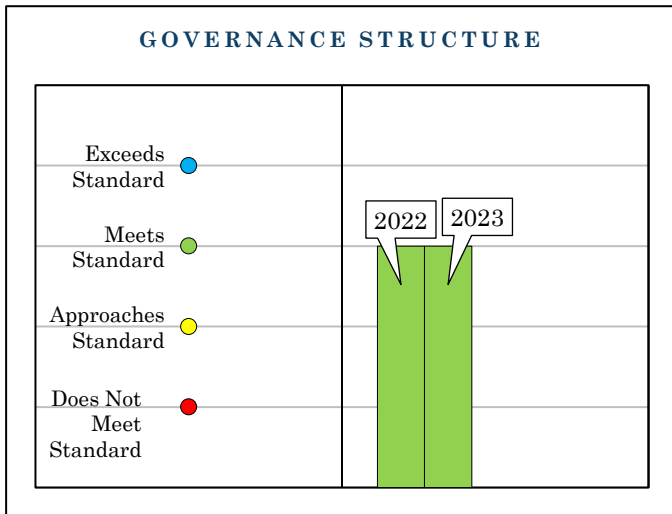
Standard Rating: Meets Standard	
Data Security and Information Transparency	Data/Evidence Source
The school's website is compliant and updated appropriately.	*No instances of non-compliance documented.
The school did not experience issues involving data security this year.	*No instances of non-compliance documented.
The school did not experience compliance issues with public records requests.	*No instances of non-compliance documented.
Comments/ Context:	

Standard Rating: Meets Standard	
Facility and Services	Data/Evidence Source
The school's occupancy certificate is current.	*No instances of non-compliance documented.
Safety inspections and evacuation drills are compliant.	Fire Inspection: 6/14/2023 Building Inspection: 10/24/2019
The school does provide daily transportation for students.	*No instances of non-compliance documented.
The school does provide a National School Lunch Program.	*No instances of non-compliance documented.
Comments/ Context:	

Standard Rating: Meets Standard	
Operational Compliance	Data/Evidence Source
Required reports were submitted accurately and on time.	*No instances of non-compliance documented.
The enrollment process is compliant.	*No instances of non-compliance documented.
The teachers are not properly credentialed.	*See Comment
Corrective action plans were not issued by the SDE this year.	*No instances of non-compliance documented.
Comments/ Context: SDE reporting identified CA has personnel with insufficient teaching credentials. Please resolve with the SDE.	

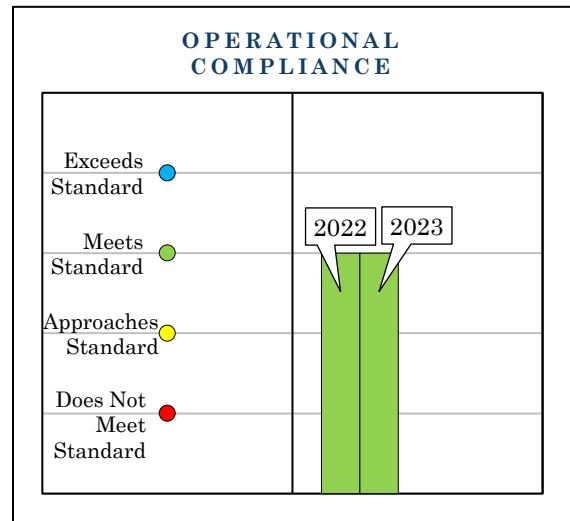
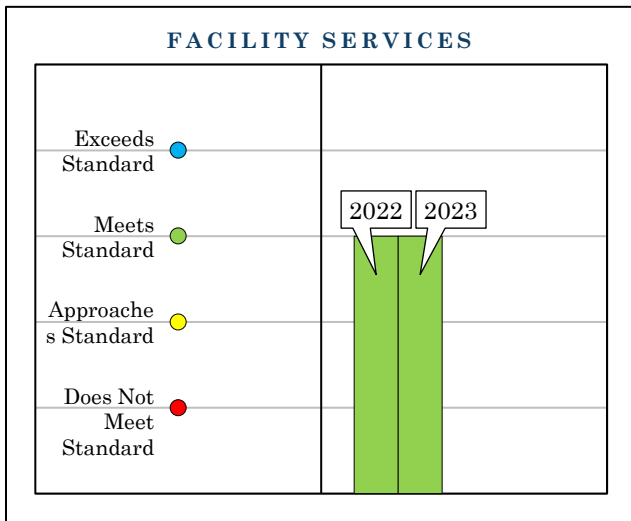
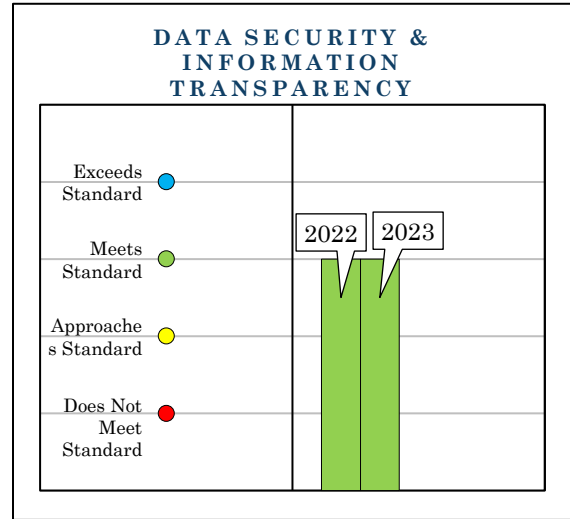
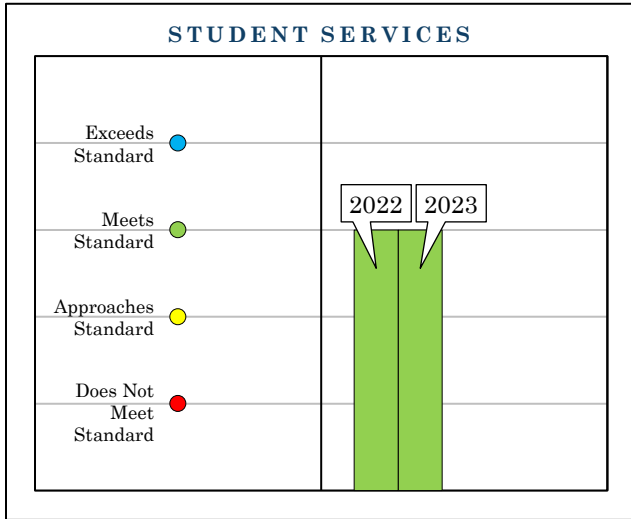
Historical Performance: Board Stewardship Measures

The charts below provide an overview of a school’s performance throughout their current (5) year certificate term. Schools are encouraged to consider how this data might be used to drive strategic planning as the school approaches its next renewal decision.



Historical Performance: Management Measures

The charts below provide an overview of a school's performance throughout their current (5) year certificate term. Schools are encouraged to consider how this data might be used to drive strategic planning as the school approaches its next renewal decision.



Financial Outcomes

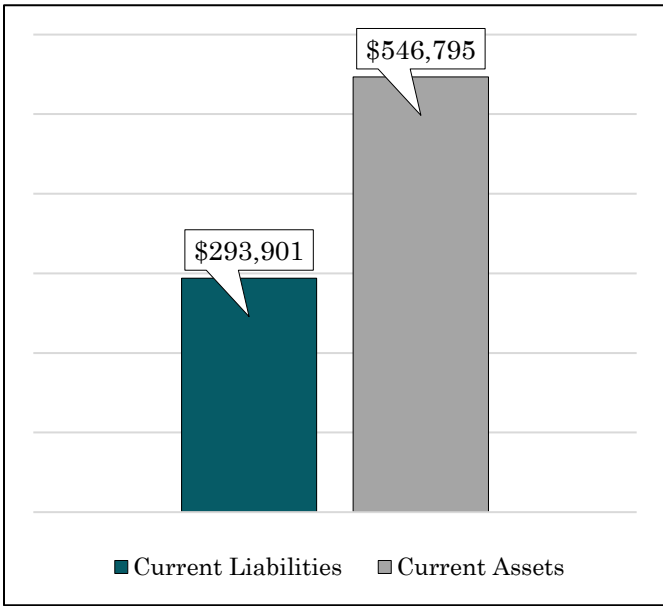
NEAR TERM MEASURES

These measures evaluate whether a school is likely to meet its financial obligations in the next year. Data sources include but are not limited to the school’s fiscal audit, state agency reporting, and school reporting requirements.

RATING LEGEND	DOES NOT MEET STANDARD	APPROACHES STANDARD	MEETS STANDARD	EXCEEDS STANDARD	NOT RATED DUE TO PANDEMIC
----------------------	-------------------------------	----------------------------	-----------------------	-------------------------	----------------------------------

Current Ratio

The school has a current ratio of more than 1.5.	Current Ratio: 1.86	Exceeds Standard
--	---------------------	-------------------------



Why This Matters:

Current Ratio is a comparison of a school’s financial obligations due within one year (current liabilities) to the cash and investments held by the school (current assets).

A school with more assets than liabilities (a Current Ratio greater than 1.0) would be able to meet its financial obligations for the next year without relying on future revenue.

A school with more liabilities than assets (a Current Ratio of less than 1.0) is dependent on revenue it has not yet received to meet existing financial obligations.

Unrestricted Days Cash

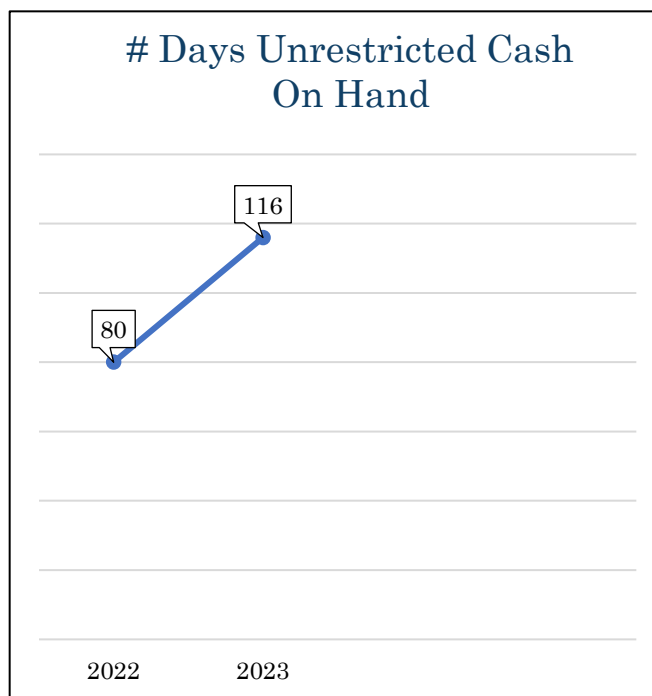
The school has more than 60 days cash on hand.	116 Days	Exceeds Standard
--	----------	-------------------------

Why this Matters:

This measure estimates a school's average daily cost of operations and considers the number of days a school could operate using only its available cash and investments.

A school with at least 60 days cash on hand would be able to meet its immediate financial obligations with available cash, buying the time it might take to access other current assets.

Occasionally, a planned purchase may decrease this number temporarily. In those cases, 30-60 days cash on hand with an upward trend is acceptable. A school with less than 15 days cash on hand is in financial distress and is at risk of automatic closure.



Default

The school is not in default of any financial obligations and did not experience any instances of minor default (such as late payments) during the fiscal year.	Meets Standard
---	-----------------------

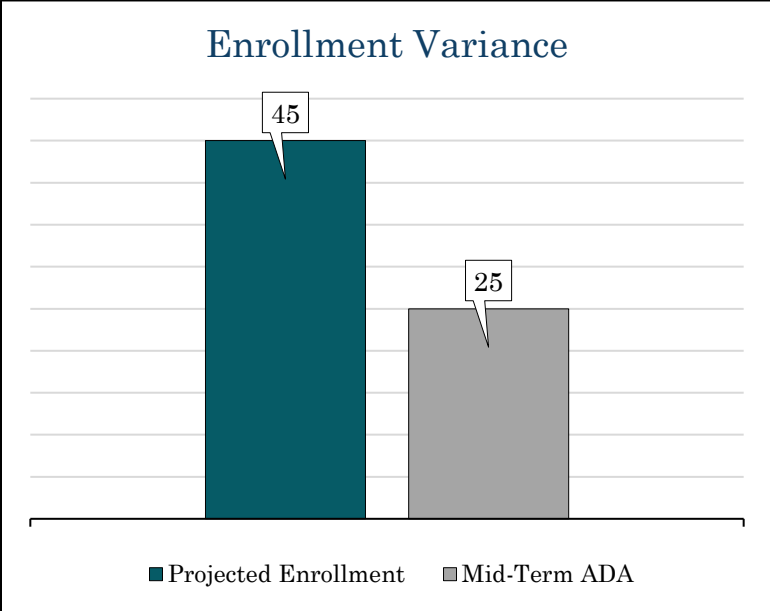
Why this Matters:

This measure identifies whether a school has defaulted on any of its financial obligations. Default can mean many things. Examples of default include: paying bills late, failing to make payroll, or inaccurately filing reports required for funding. Default can also include a failure to meet any additional requirements of long-term debt as established by the lender (such as meeting a specific enrollment target or maintaining a greater amount of cash on hand than the IPCSC requires).

Any act of default can result in disruption of services, loans being called due, or funding that is inaccurate or withheld.

Enrollment Variance

The school achieved and sustained less than 90% of its projected enrollment.	Enrollment Variance: 56%	Does Not Meet Standard
--	--------------------------	-------------------------------



Why this Matters:

The Enrollment Variance measure considers what percentage of a school’s projected enrollment was achieved. As the majority of a public school’s funding is generated by student enrollment, this measure reflects a school’s ability to execute its budget to plan.

A school that achieves at least 95% of its projected enrollment will likely experience few bumps

and may make minor adjustments. A school that achieves less than 95% of projected enrollment is likely to face budget challenges requiring more significant budget amendments and may be in financial distress.

Financial Outcomes

SUSTAINABILITY MEASURES

These measures evaluate whether a school is likely to meet its financial obligations in the next year. Data sources include but are not limited to the school’s fiscal audit, state agency reporting, and school reporting requirements.

RATING LEGEND	DOES NOT MEET STANDARD	APPROACHES STANDARD	MEETS STANDARD	EXCEEDS STANDARD	NOT RATED DUE TO PANDEMIC
------------------	---------------------------	------------------------	-------------------	---------------------	------------------------------

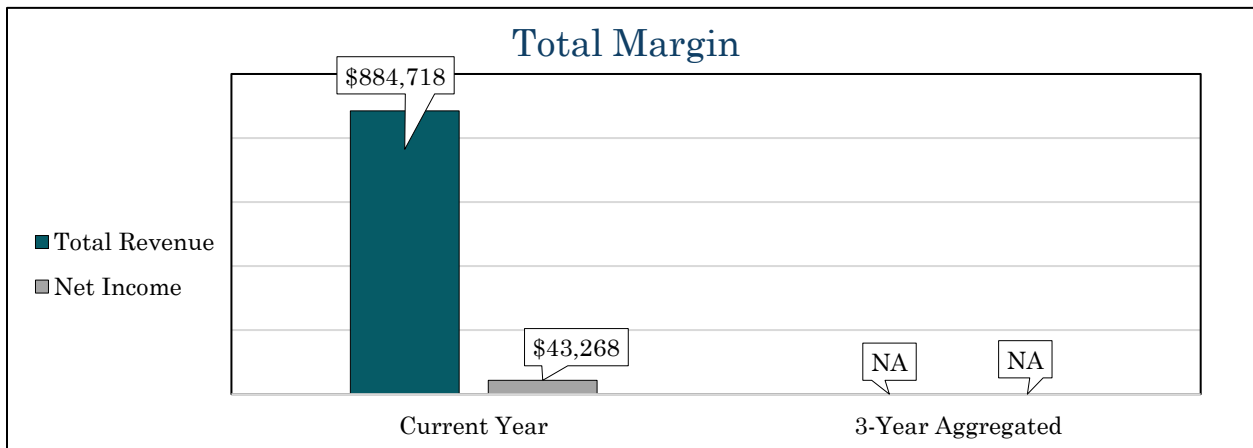
Total Margin

<p>The school is in its first or second year of operations. As such, an aggregate 3-year total margin cannot be calculated, but the school's most recent year total margin is positive.</p>	<p>CY Total Margin: 4.9%</p> <p>3-Year Aggregated: NA</p>	<p>Meets Standard</p>
---	---	----------------------------------

Why this Matters:

The Total Margin compares a school’s total revenue to its net income. Specifically, this measure identifies what percentage of a school’s total revenue in a given year was not expended during that year. A school with a positive total margin spent less than it brought in. That is, the school is living within its means and can plan for future purchases and investments.

An occasional negative total margin may indicate that a planned or necessary purchase has taken place. This is not necessarily a negative indicator. However, if the Total Margin is chronically negative or severe decreases appear, the school may be in financial distress. Aggregating this margin over three years helps to identify these long-term trends.



Comments/Context:

*For the purposes of this calculation, pension liability is excluded from the school’s net income.

Cash Flow

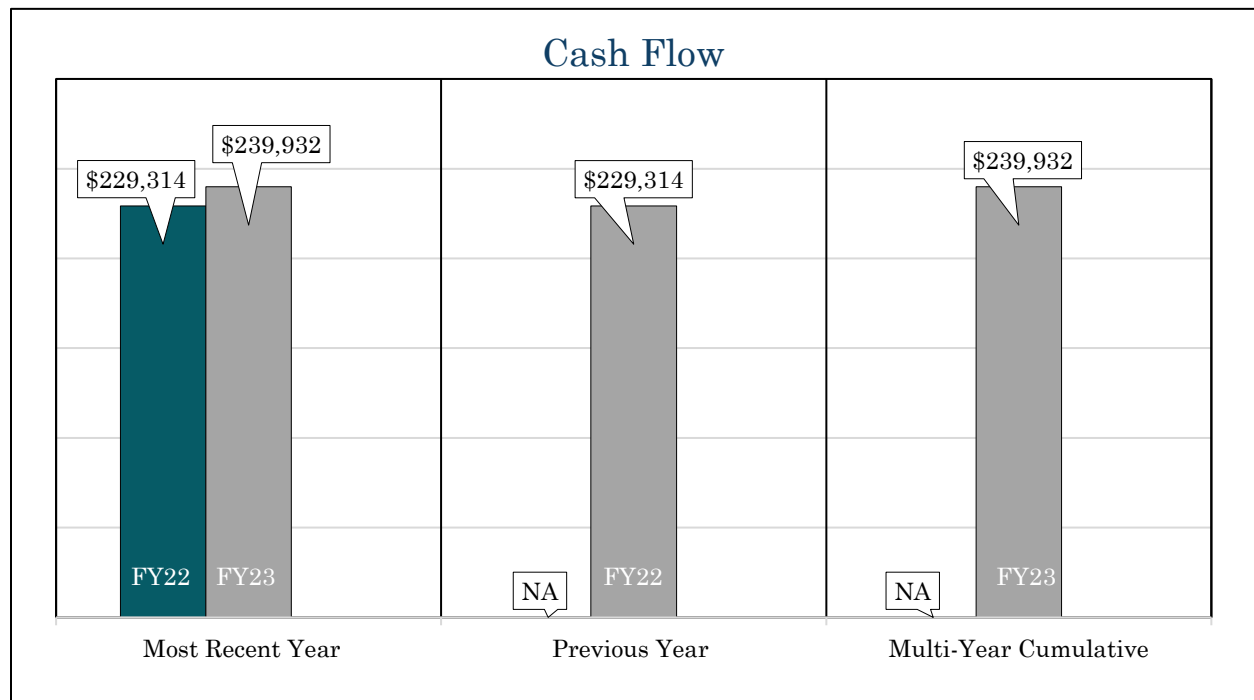
<p>The school is in its first or second year of operations. As such the multi-year cash flow cannot be calculated; however, the school's most recent year cash flow is positive.</p>	<p>Most Recent Year: \$10,618 Previous Year: NA Multi-Year: NA</p>	<p>Meets Standard</p>
--	--	------------------------------

Why this Matters:

The Cash Flow measure considers the change in a school's cash balance over time. A school with a positive cash flow is increasing its reserves and is likely able to fund future projects and purchases.

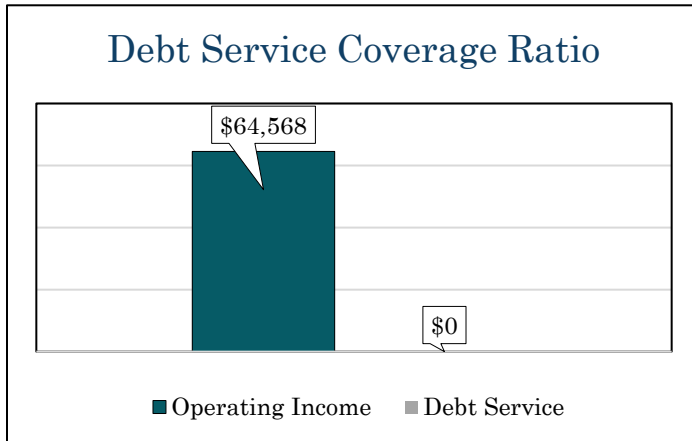
A school with a negative cash flow is using its existing reserves to fund general operations and is not likely to have the financial flexibility to fund future plans.

A multi-year cumulative cash flow helps to identify long-term trends.



Debt Service Coverage Ratio

The school operate debt-free.	Debt Service Coverage Ratio: Debt free	Exceeds Standard
-------------------------------	--	-------------------------



Why this Matters:

This measure evaluates a school’s ability to make payments on debt due in a given year using only that year’s income. This helps determine whether a school has more debt than it can manage.

A school with more Operating Income than Debt Service (a Debt Service

Coverage Ratio greater than 1) can meet the financial obligations of their debt. A school with more Debt Service than Operating Income (a ratio of less than 1) is reliant on either reserves or revenues anticipated in future years to meet its debt obligations.

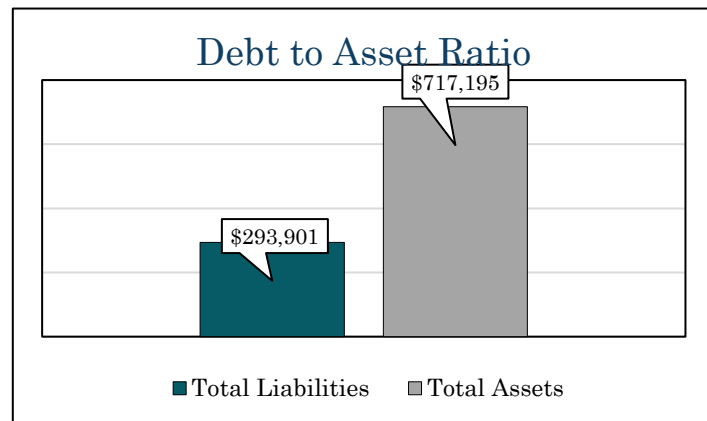
Debt to Asset Ratio

The school’s Debt to Asset Ratio is less than 0.9.	Debt/Asset Ratio: 0.41	Meets Standard
--	------------------------	-----------------------

Why This Matters:

The Debt to Asset Ratio compares a school’s total liabilities to its total assets. This helps determine whether a school would be able to meet both its short and long-term financial obligations.

A school whose total liabilities are 90% or less of its Total Assets is likely to be able to repay all short-term debts and still manage to set its long-term affairs in order in a worst-case scenario. A school with more liabilities than assets would not be able to meet all its financial obligations in a worst-case scenario. *Note: for the purposes of this measure, pension liability is excluded from the school’s total liabilities.*

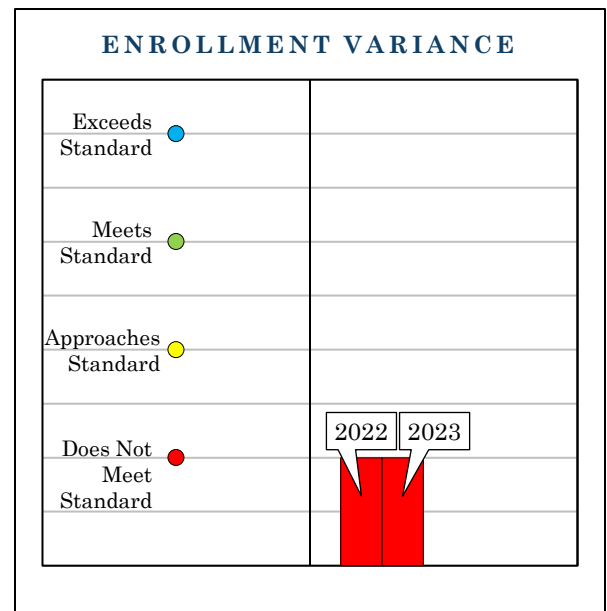
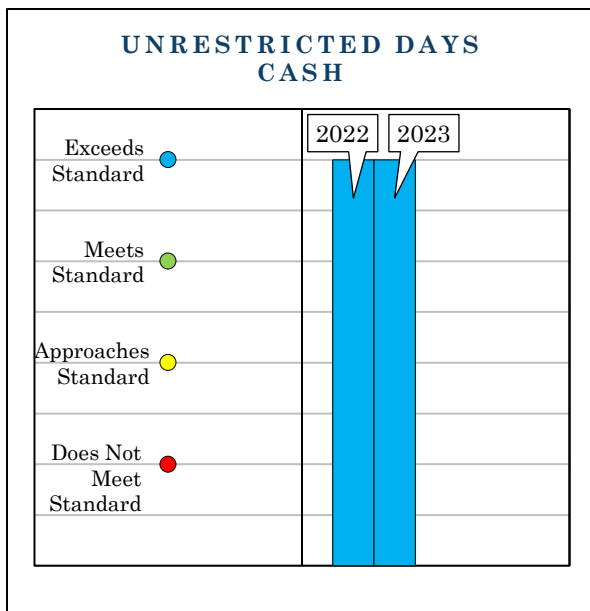
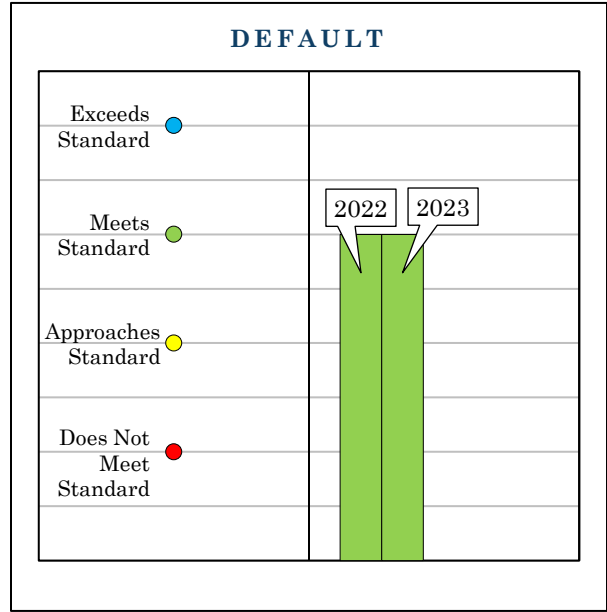
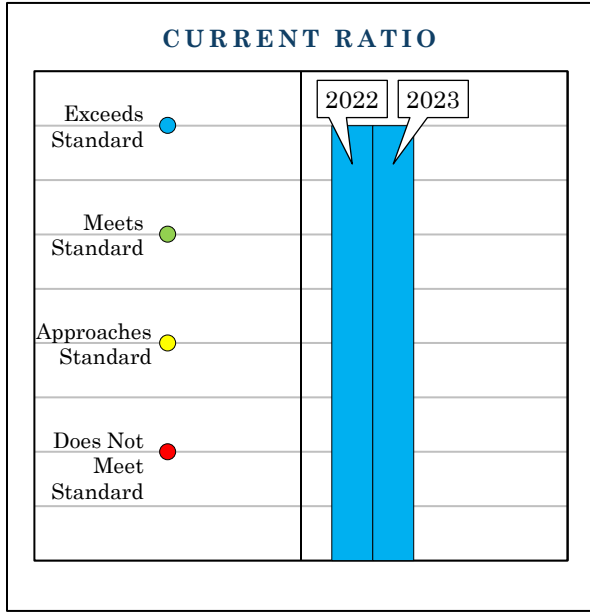


Financial Compliance

Standard Rating: Meets Standard	
Financial Operations	Data and/or Evidence Source
The school's finances are managed in compliance with GAAP.	Financial Audit: 9/18/23
Expenditures and contracts are posted online appropriately.	School's Expenditure Page
The school maintains compliant internal controls.	Financial Audit: 9/18/23
The school is not operating under a Notification of Fiscal Concern.	*No instances of non-compliance documented.
The school is not operating under a Notification of Possible or Imminent Closure.	*No instances of non-compliance documented.

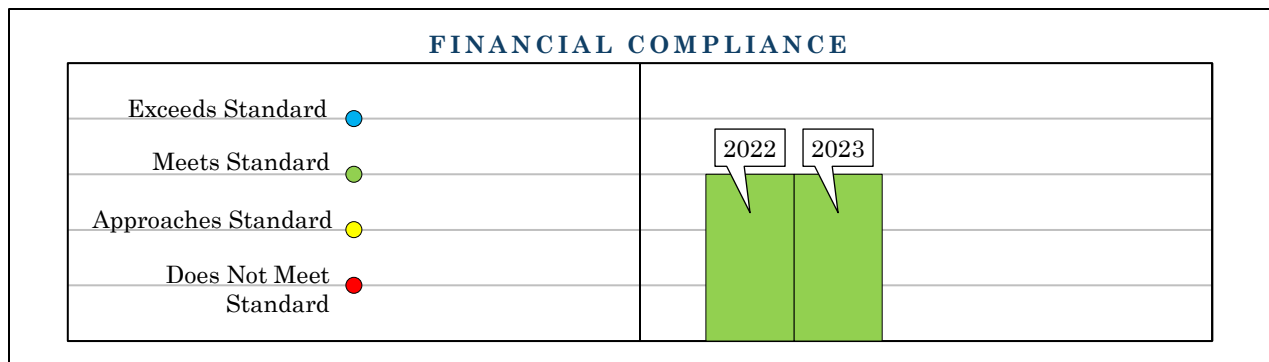
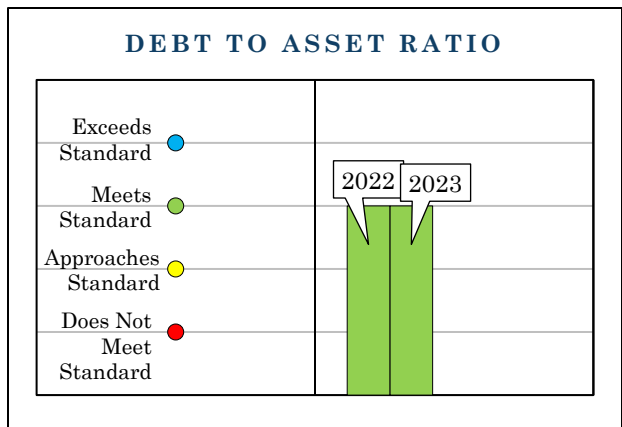
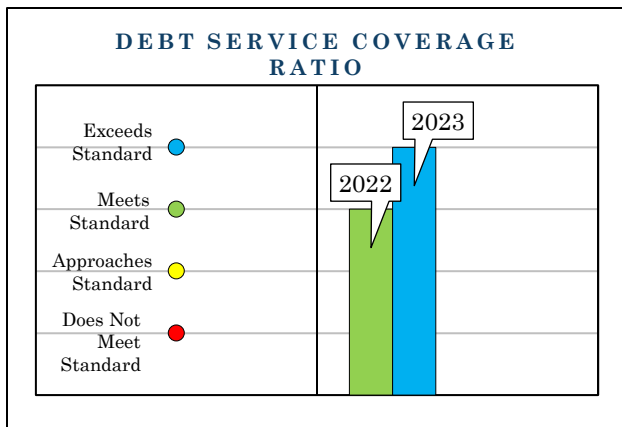
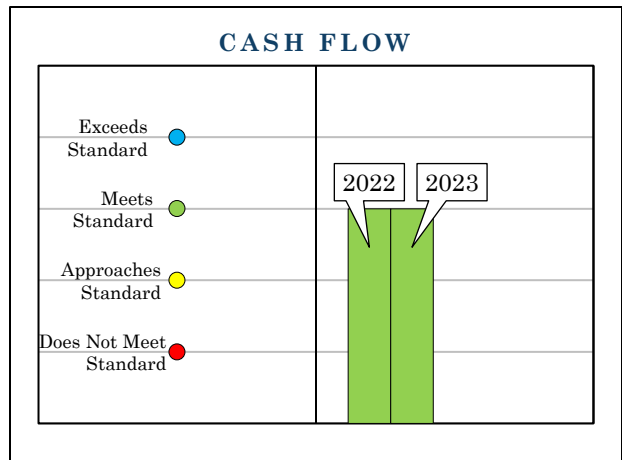
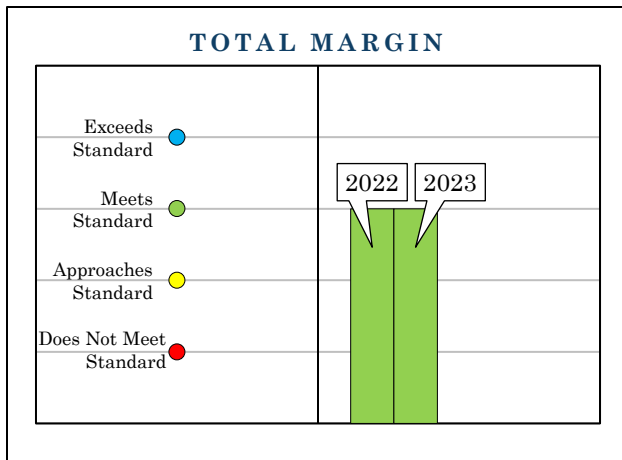
Historical Performance: Financial

The charts below provide an overview of a school’s performance throughout their current (5) year certificate term. Schools are encouraged to consider how this data might be used to drive strategic planning as the school approaches its next renewal decision.



Historical Performance: Financial

The charts below provide an overview of a school’s performance throughout their current (5) year certificate term. Schools are encouraged to consider how this data might be used to drive strategic planning as the school approaches its next renewal decision.



The 2022-2023 Annual Report has been prepared by the
Idaho Public Charter School Commission staff.

If you have any questions or comments, please contact
the IPCSC.



514 W. Jefferson, Suite 303
Boise, ID 83720
208-332-1561

pcsc@osbe.idaho.gov