



Annual Performance Report 2022

Idaho Virtual Academy

Insight School of Idaho-Alternative Program

Mission Statement: Building a community of engaged learners.

School Information	Annual Report FY2021-2022	Current: FY 2022-2023
Board Chair/President	Jeffrey Thompson	Jeffrey Thompson
Treasurer	Irene Shaver	Irene Shaver
Vice Chair	Melissa Krein	Melissa Krein
Director	Bjorn Handeen	Bjorn Handeen
Director	Heather McPherson	Heather McPherson
Executive Director	Kelly Edginton	Kelly Edginton
Business Manager	Felicia Boyle	Felicia Boyle
Principal	Amber Hatrock	Amber Hatrock
Principal	Keri Brown	Keri Brown
School Location/Phone	1965 S Eagle Rd Suite 190, Meridian, ID 83642	208-322-3559

Table of Contents

Introduction 3

School Overview.....4-5

Annual Snapshot6-7

Academic Outcomes 8

 Math Proficiency & Math Growth 8

 ELA Proficiency & ELA Growth 9

 Literacy Proficiency 10

 College & Career Readiness (4Yr ACGR)..... 11

 Historical Performance..... 12

Academic Outcomes: Virtual Alternative Program..... 13

 Math & ELA Proficiency 13

 Math & ELA Content Mastery..... 14

 9-12 Progress Towards Graduation 15

 College & Career Readiness (5Yr ACGR) 16

 College & Career Readiness (Addtl Graduates) 17

 Historical Performance..... 18

Operational Outcomes: Board Stewardship 19

 Governance Structure 19

 Governance Oversight 19

 Governance Compliance 19

Operational Outcomes: Management 20

 Student Services 20

 Data Security and Information Technology 20

 Facility & Services..... 20

 Operational Compliance..... 20

 Historical Performance..... 21-22

Contact Us..... 23

Introduction

COMPLIANCE/AUTHORITY:

Charter schools in Idaho operate on 5-year terms as defined in a Performance Certificate executed between the school's board and its authorizer. In addition, [I.C. §33-5209A](#) and [I.C. §33-5209C](#) require that every certificate include a framework describing the expectations the school must meet in order to earn a next operational term. It also requires that charter school authorizer's complete performance reports for the schools they oversee each year. The annual performance report serves the following purposes:

1. To provide transparent information about charter school quality to the public;
2. To ensure charter school boards have access to clear expectations and;
3. To inform mid-term authorizing decisions.

RENEWAL (I.C. §33-5209B)

At the end of each 5-year operating term, each school's performance certificate is considered for renewal. As this school's operating contract expires on June 30th, 2023, this report directly impacts the school's renewal recommendation. The authorizer is required to consider the following when making renewal decisions: all annual performance reports issued during the current performance certificate term, the school's current financial status, and any application materials submitted by the school. Renewal decisions must be made prior to March 15th, 2023. Please see the [Renewal Guidance](#) document for more information on the renewal process.

- **PERFORMANCE REPORT APPLICATION:**
 - Each measure included in the IPCSC's framework has a meets standard benchmark. If this school meets standard on all measures of the framework as reflected in the most recent years Annual Performance Report the school is guaranteed an unconditional renewal. If the school does not meet standard on one or more measures of the school's operating contract, it may be conditionally renewed or non-renewed.

*****Outcomes on this report inform high-stakes decisions, schools are encouraged to use this information to support their strategic planning efforts each year. *****

IPCSC RESOURCES

[IPCSC Performance Framework](#)

[IPCSC Renewal Guidance](#)

[IPCSC Schools](#)

SCHOOL RESOURCES

[IDVA Performance Certificate](#)

[IDVA Annual Report Page](#)

Current Certificate Term: 2018-2023

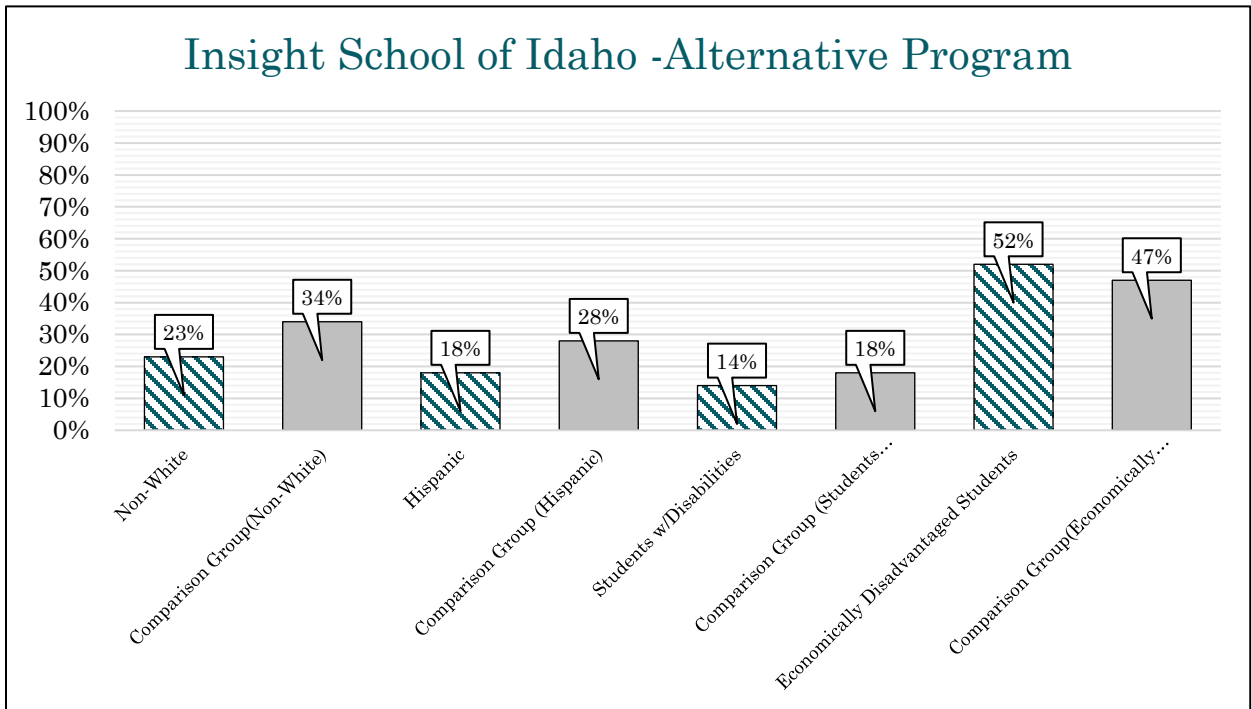
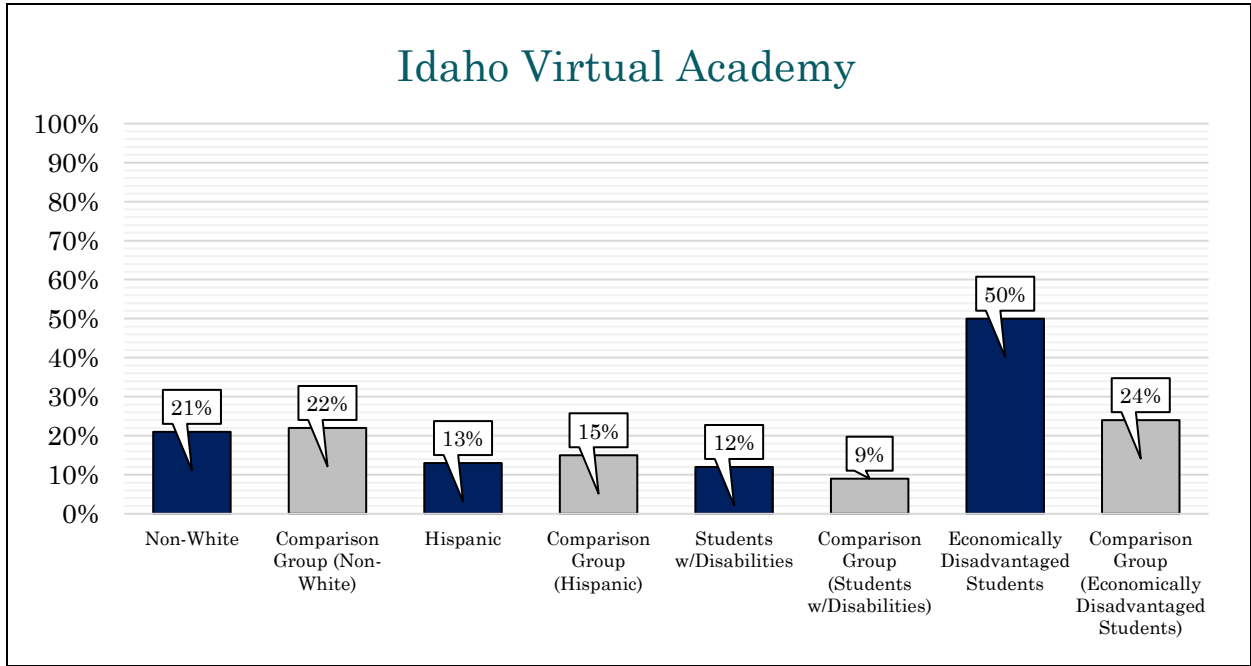
School Overview

Model:	Virtual/Alternative
Enrollment Capacity:	Unlimited
Grades Served:	K-12

Key Design Elements:

- **Innovative and Effective Educational Program:** Idaho Virtual Academy seeks to develop those qualities of mind and character that will help students become active, thoughtful, and responsible citizens. Furthermore, it aims to help students meet high expectations by offering an individualized, rigorous, self-paced, and mastery-based instructional program that incorporates significant parental involvement.
- **Rigorous Curriculum:** Idaho Virtual Academy utilizes the award winning K12 curriculum.
- **Effective Teachers:** Idaho Virtual Academy is committed to employing highly qualified, innovative and committed teachers. Professional growth is supported through meaningful professional development focused on continuous improvement.
- **Parental Involvement:** When parents become active and informed partners in their child's education, test scores rise, drop-out rates fall, and the active pursuit of learning becomes a compelling focus for each family.
- **Partnership:** Teachers, parents and students uniquely connected in a 21st Century Learning Community designed to support and enhance individual student learning.
- **21st Century Skills:** Students will gain the skills, knowledge and expertise to succeed in work and life in the 21st century.
- **Performance based accountability:** IDVA uses technology to alter the typical school day and school year. Mastering curriculum early allows students to move ahead and those who need extra time or remediation are able to work at an individualized pace.
- **Student mastery of State achievement standards** is measured through formative and interim assessment throughout the school year and, additionally, at the end of each school year through the state assessment system.

2022 DEMOGRAPHIC SUMMARY:



2021-2022 Annual Snapshot

Schools are encouraged to use this information for strategic planning and to ensure that any identified weaknesses are addressed in advance of renewal consideration.

RATING LEGEND	DOES NOT MEET STANDARD	APPROACHES STANDARD	MEETS STANDARD	EXCEEDS STANDARD	NOT RATED DUE TO PANDEMIC
---------------	------------------------	---------------------	----------------	------------------	---------------------------

ACADEMIC OUTCOMES: IDAHO VIRTUAL ACADEMY		
Math Proficiency	38%	Meets Standard
Math Growth	Data Unavailable for 2021-2022	Not Rated for 2021-2022 school year
ELA Proficiency	53%	Meets Standard
ELA Growth	Data Unavailable for 2021-2022	Not Rated for 2021-2022 school year
Literacy Proficiency	Fall IRI:55% Spring IRI:65%	Meets Standard
College & Career Readiness 4Yr ACGR	RATING PENDING DATA RELEASE	Choose an item.

ALTERNATIVE PROGRAM ACADEMIC OUTCOMES INSIGHT SCHOOL OF IDAHO		
Math Proficiency	<19%	Meets Standard
ELA Proficiency	50%	Exceeds Standard
Math Content Mastery	70%	Not available for the 2021-2022 school year.
ELA Content Mastery	74%	Not available for the 2021-2022 school year.
9-11 Progress Towards Graduation	41%	Not available for the 2021-2022 school year.
College & Career Readiness-Additional Graduates	21%	Not available for the 2021-2022 school year.
College & Career Readiness 5Yr ACGR	RATING PENDING DATA RELEASE	Choose an item.

2021-2022 Annual Snapshot Cont.

Schools are encouraged to use this information for strategic planning and to ensure that any identified weaknesses are addressed in advance of renewal consideration.

RATING LEGEND	DOES NOT MEET STANDARD	APPROACHES STANDARD	MEETS STANDARD	EXCEEDS STANDARD	NOT RATED DUE TO PANDEMIC
----------------------	-------------------------------	----------------------------	-----------------------	-------------------------	----------------------------------

OPERATIONAL OUTCOMES: BOARD STEWARDSHIP	
Governance Structure	Exceeds Standard
Governance Oversight	Exceeds Standard
Governance Compliance	Exceeds Standard

OPERATIONAL OUTCOMES: MANAGEMENT	
Student Services	Exceeds Standard
Data Security/ Transparency	Exceeds Standard
Facility & Services	Exceeds Standard
Operational Compliance	Exceeds Standard

FINANCIAL OUTCOMES: NEAR TERM MEASURES		
Default	None	Exceeds Standard

Academic Outcomes

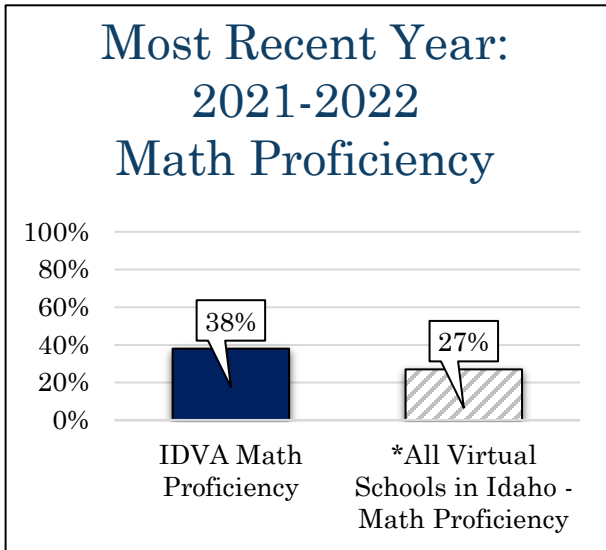
MATH PROFICIENCY & MATH GROWTH

Why This Matters:

The IPCSC must determine whether the academic performance at the school represents a favorable return on the investment of public dollars. For context, the IPCSC considers the school’s performance in relation to other educational choices available to families. A school that performs as well or better than the average of its comparison group on the statewide mathematics assessment (ISAT) meets the IPCSC standard on both the math proficiency and math growth measures.

If this standard is not yet met, the school should focus its strategic planning on improving mathematics achievement outcomes to ensure the school will earn a next operational term. If the standard is met, strategic planning may focus on whatever data points will best establish and sustain an exemplary school of the specific model for which the school is chartered.

Comparison Group: All Virtual Schools in Idaho



Math Growth Data & Ratings are unavailable for the 2021-2022 School Year.

RATING LEGEND	DOES NOT MEET STANDARD	APPROACHES STANDARD	MEETS STANDARD	EXCEEDS STANDARD	NOT RATED DUE TO PANDEMIC
---------------	------------------------	---------------------	----------------	------------------	---------------------------

*Please see the [Performance Framework Rubrics](#) for details regarding how each measure is rated

MEASURE	PROFICIENCY RATING	APPLICABLE RUBRIC DESCRIPTION
MATH PROFICIENCY	Meets Standard	The school's proficiency rate falls between the mean and one standard deviation above the mean of the identified comparison group.

MEASURE	GROWTH RATING	APPLICABLE RUBRIC DESCRIPTION
MATH GROWTH	Not Rated for 2021-2022	Data not available for the 2021-2022 school year.

Academic Outcomes

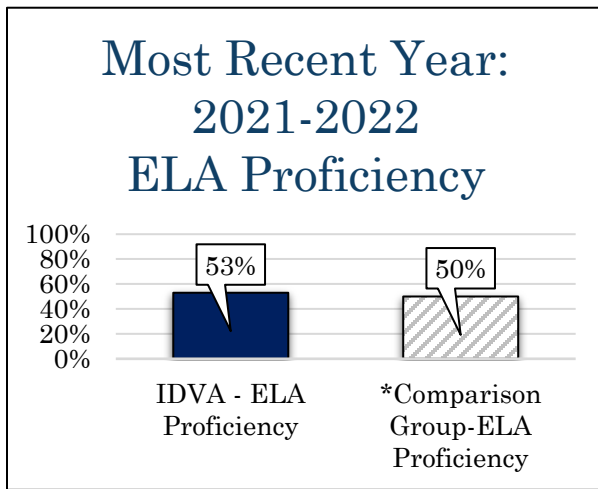
ELA PROFICIENCY & ELA GROWTH

Why This Matters:

The IPCSC must determine whether the academic performance at the school represents a favorable return on the investment of public dollars. For context, the IPCSC considers the school’s performance in relation to other educational choices available to families. A school that performs as well or better than the average of its comparison group on the statewide ELA assessment (ISAT) meets the IPCSC standard on both the ELA proficiency and ELA growth measures.

If this standard is not yet met, the school should focus its strategic planning on improving these outcomes to ensure the school will earn a next operational term. If the standard is met, strategic planning may focus on whatever data points will best establish and sustain an exemplary school of the specific model for which the school is chartered.

Comparison Group: All Virtual Schools in Idaho



ELA Growth Data
& Ratings are
unavailable for the
2021-2022 School
Year.

RATING LEGEND	DOES NOT MEET STANDARD	APPROACHES STANDARD	MEETS STANDARD	EXCEEDS STANDARD	NOT RATED DUE TO PANDEMIC
---------------	------------------------	---------------------	----------------	------------------	---------------------------

*Please see the [Performance Framework Rubrics](#) for details regarding how each measure is rated.

MEASURE	PROFICIENCY RATING	APPLICABLE RUBRIC DESCRIPTION
ELA PROFICIENCY	Meets Standard	The school's proficiency rate is equal to the mean or falls between the mean and one standard deviation above the mean of the identified comparison group.

MEASURE	GROWTH RATING	APPLICABLE RUBRIC DESCRIPTION
ELA GROWTH	Not Rated for 2021-2022	Data not available for the 2021-2022 school year.

Academic Outcomes

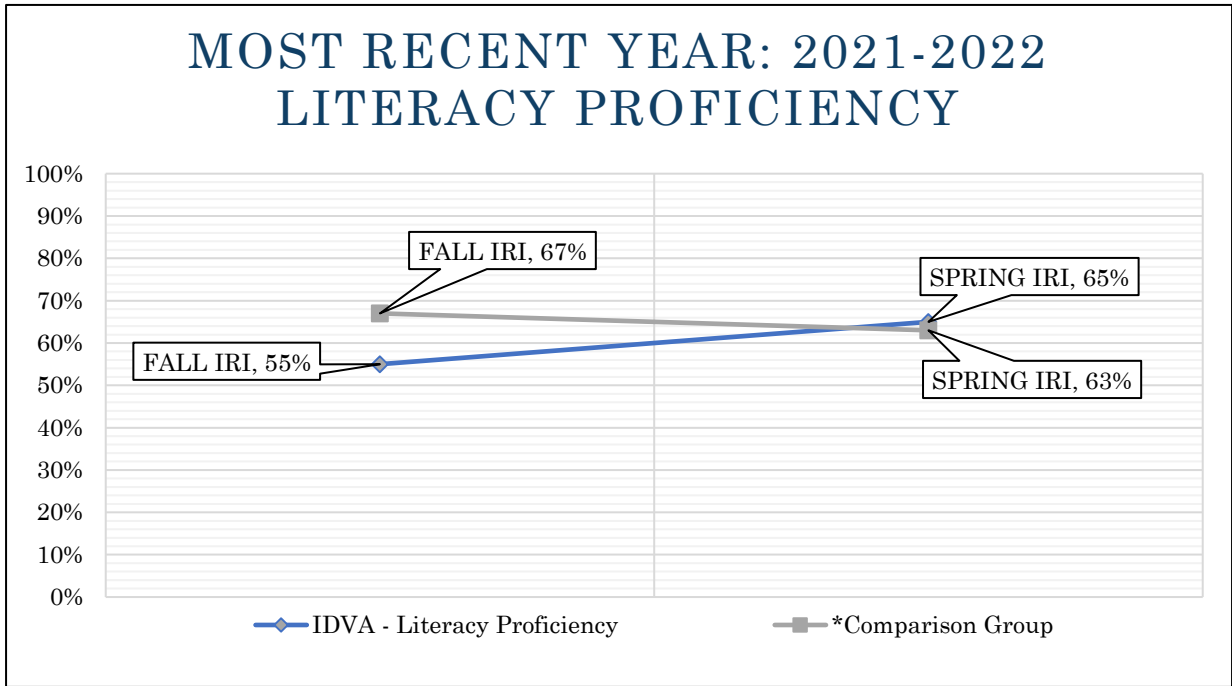
LITERACY PROFICIENCY

Why This Matters:

The IPCSC must determine whether the academic performance at the school represents a favorable return on the investment of public dollars. For context, the IPCSC considers the school’s performance in relation to other educational choices available to families. A school that performs as well or better than the average of its comparison group on the spring statewide literacy assessment (IRI) meets the IPCSC standard. Alternatively, a school that did not perform as well or better than its comparison group on the spring assessment, but that did improve its outcome by at least 10% from fall to spring, also meets standard.

If this standard is not yet met, the school should focus its strategic planning on improving these outcomes to ensure the school will earn a next operational term. If the standard is met, strategic planning may focus on whatever data points will best establish and sustain an exemplary school of the specific model for which the school is chartered.

Comparison Group: All Virtual Schools in Idaho



RATING LEGEND	DOES NOT MEET STANDARD	APPROACHES STANDARD	MEETS STANDARD	EXCEEDS STANDARD	NOT RATED DUE TO PANDEMIC
---------------	------------------------	---------------------	----------------	------------------	---------------------------

*Please see the [Performance Framework Rubrics](#) for details regarding how each measure is rated.

MEASURE	PROFICIENCY RATING	APPLICABLE RUBRIC DESCRIPTION
LITERACY PROFICIENCY	Meets Standard	The school's FALL to SPRING change in proficiency rate is between 10%-19%.

Academic Outcomes

COLLEGE & CAREER READINESS

Why This Matters:

The IPCSC must determine whether the academic performance at the school represents a favorable return on the investment of public dollars. For context, the IPCSC considers the school’s performance in relation to other educational choices available to families. A school with a 4-year graduation rate equal to or greater than the average of its comparison group meets the IPCSC standard.

Comparison Group: All Virtual Schools in Idaho

GRADUATION DATA &
RATINGS FOR FY22
WILL BE INCLUDED IN
THE 2021-2022 ANNUAL
REPORT UPON
RELEASE OF DATA.

IDVA-4 Yr ACGR

If this standard is not yet met, the school should focus its strategic planning on improving these outcomes to ensure the school will earn a next operational term.

If the standard is met, strategic planning may focus on whatever data points will best establish and sustain an exemplary school of the specific model for which the school is chartered

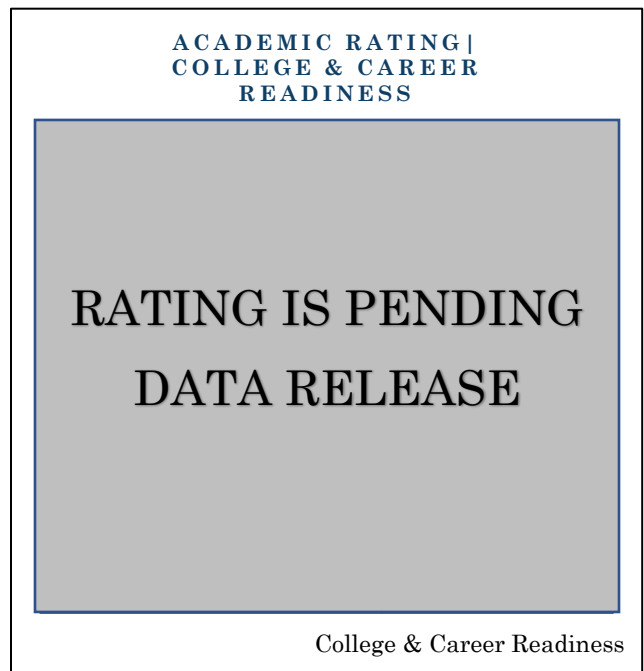
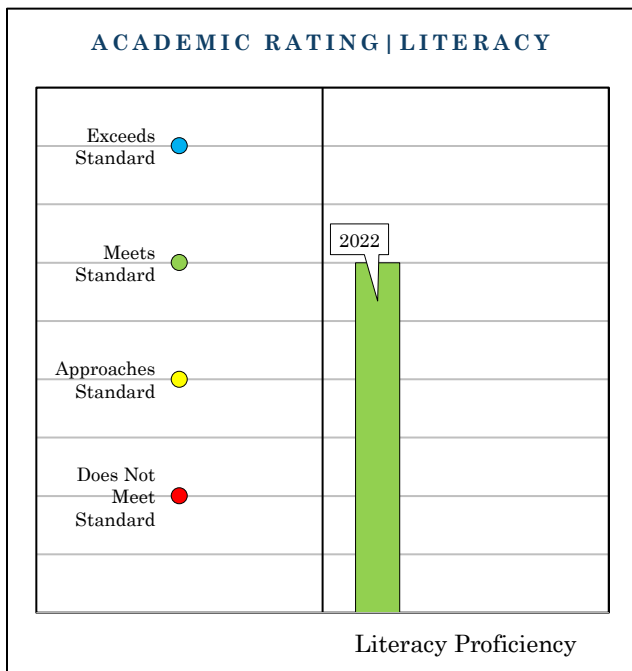
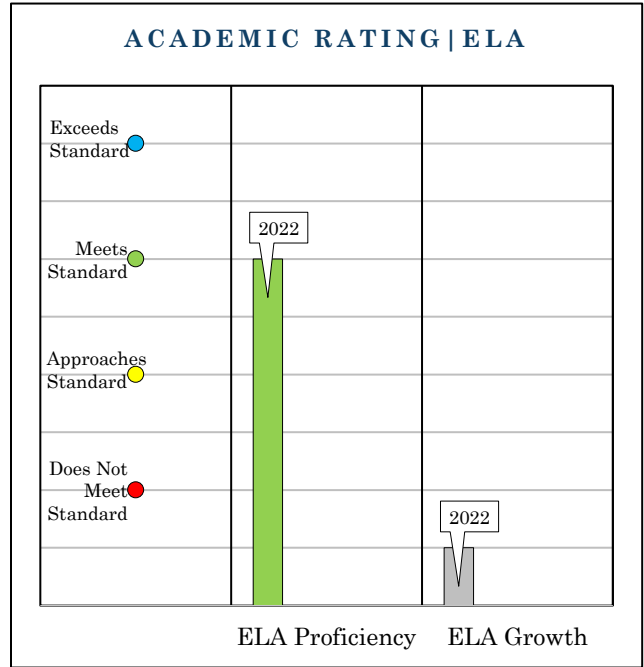

RATING LEGEND	DOES NOT MEET STANDARD	APPROACHES STANDARD	MEETS STANDARD	EXCEEDS STANDARD	NOT RATED DUE TO PANDEMIC
----------------------	-------------------------------	----------------------------	-----------------------	-------------------------	----------------------------------

*Please see the [Performance Framework Rubrics](#) for details regarding how each measure is rated.

MEASURE	COLLEGE & CAREER RATING	APPLICABLE RUBRIC DESCRIPTION
College & Career Readiness	RATING IS PENDING DATA RELEASE	

Historical Performance: Academics

The charts below provide an overview of a school’s performance throughout their current (5) year certificate term. Schools are encouraged to consider how this data might be used to drive strategic planning as the school approaches its next renewal decision.



Academic Outcomes: Virtual Alternative Program

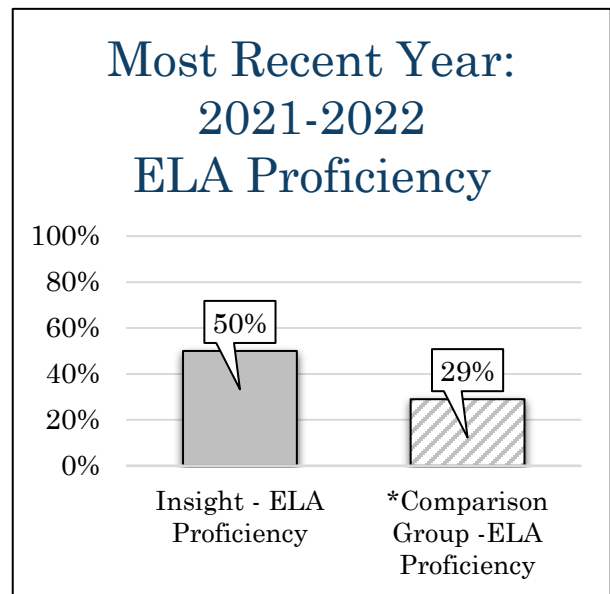
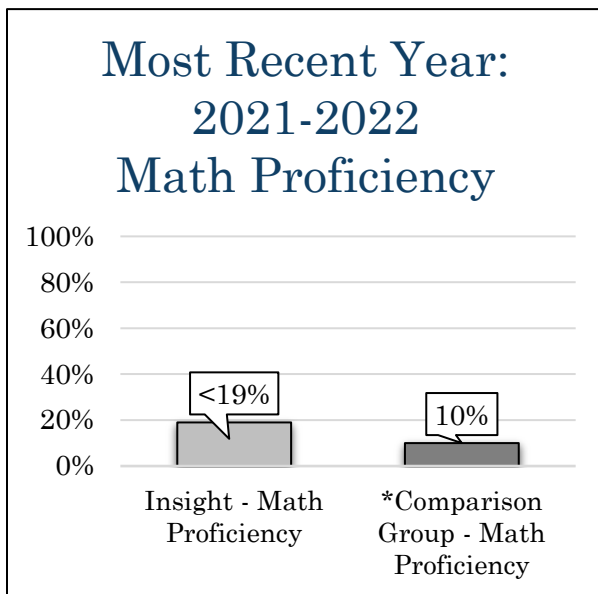
ELA & MATH PROFICIENCY

Why This Matters:

The IPCSC must determine whether the academic performance at the school represents a favorable return on the investment of public dollars. For context, the IPCSC considers the school’s performance in relation to other educational choices available to families. A school that performs as well or better than the average of its comparison group on the statewide ELA and Mathematics assessments (ISAT) meets the IPCSC standard on both the ELA and Math Proficiency measures.

If this standard is not yet met for one or both subjects, the school should focus its strategic planning on improving these outcomes to ensure the school will earn a next operational term. If the standard is met, strategic planning may focus on whatever data points will best establish and sustain an exemplary school of the specific model for which the school is chartered.

Comparison Group: All Alternative Schools in Idaho



RATING LEGEND	DOES NOT MEET STANDARD	APPROACHES STANDARD	MEETS STANDARD	EXCEEDS STANDARD	NOT RATED DUE TO PANDEMIC
---------------	------------------------	---------------------	----------------	------------------	---------------------------

Please see the [Performance Framework Rubrics](#) for details regarding how each measure is rated.

MEASURE	PROFICIENCY RATING	APPLICABLE RUBRIC DESCRIPTION
MATH PROFICIENCY	Meets Standard	The school's proficiency rate is equal to the mean or falls between the mean and one standard deviation above the mean of the identified comparison group.

MEASURE	PROFICIENCY RATING	APPLICABLE RUBRIC DESCRIPTION
ELA PROFICIENCY	Exceeds Standard	The school's proficiency rate is greater than one standard deviation above the mean of the identified comparison group

Academic Outcomes: Virtual Alternative Program

ELA & MATH CONTENT MASTERY

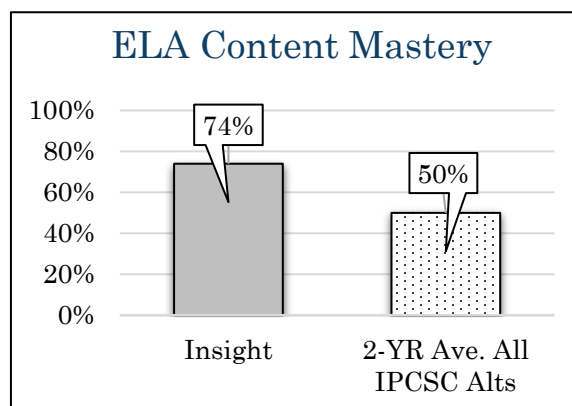
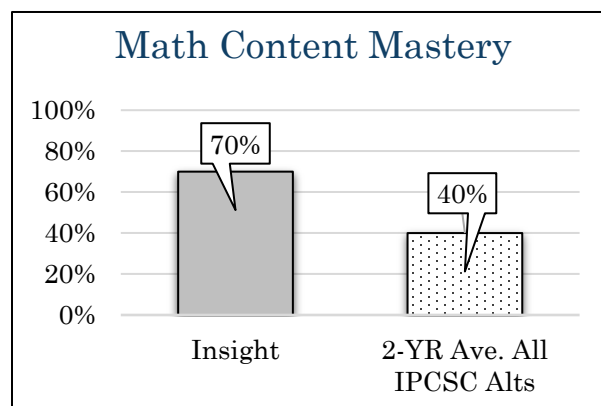
Why This Matters:

Students enrolled at alternative schools face additional barriers to academic success. Often, these students are behind in grade-level proficiency in both Math and ELA. This means that the traditional academic measures may not accurately reflect whether a school that exclusively serves at-risk students is successfully serving the needs of its student population.

The content mastery measure considers the percentage of students who were continuously enrolled at the school for the whole year who earned credit for the equivalent of one school year in Math and ELA, regardless of the grade-level of the course taken. This measure acknowledges that a student enrolled in 8th grade, may not perform well on the 8th grade ISAT assessment if his or her skills are at the 6th grade level; however, if that student mastered the content (earned full credit) in the next course in his/her own academic progression, that success should be noted for the student and the school.

This measure also considered whether students in grades 9-12 are gaining a sufficient level of learning in the crucial disciplines of Math and ELA, even though the ISAT no longer applies.

Comparison Group: All IPCSC Alternative Programs



RATING LEGEND	DOES NOT MEET STANDARD	APPROACHES STANDARD	MEETS STANDARD	EXCEEDS STANDARD	NOT RATED DUE TO PANDEMIC
------------------	---------------------------	------------------------	-------------------	---------------------	------------------------------

*Please see the [Performance Framework Rubrics](#) for details regarding how each measure is rated.

MEASURE	PROFICIENCY RATING	APPLICABLE RUBRIC DESCRIPTION
Math Content Mastery	Not available for the 2021-2022 school year.	This measure is a new measure. Baseline data was collected in 2021 and 2022. Ratings will be applied beginning in 2023.

MEASURE	PROFICIENCY RATING	APPLICABLE RUBRIC DESCRIPTION
ELA Content Mastery	Not available for the 2021-2022 school year.	This measure is a new measure. Baseline data was collected in 2021 and 2022. Ratings will be applied beginning in 2023.

Academic Outcomes: Virtual Alternative Program

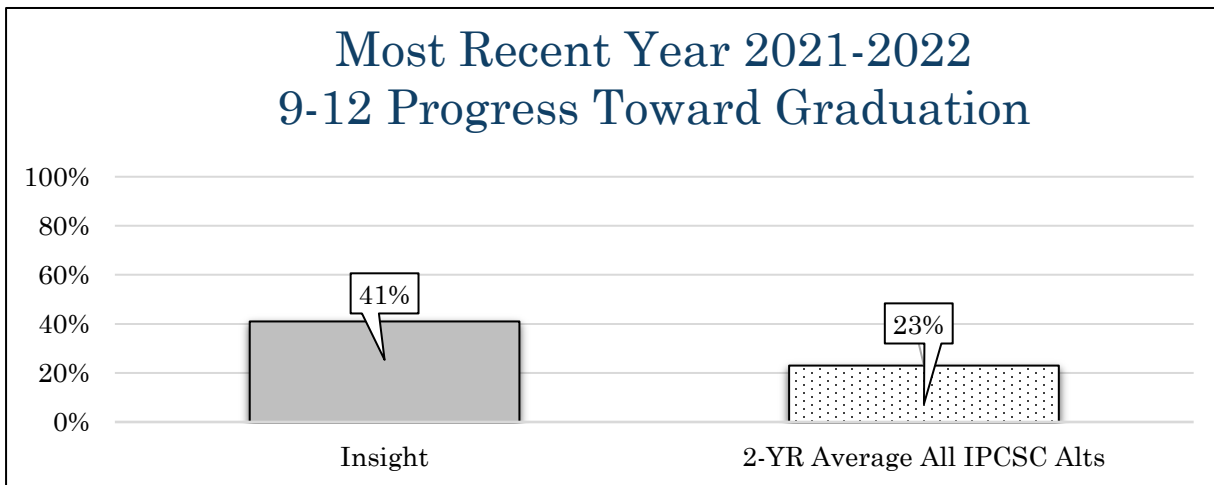
9-12 PROGRESS TOWARD GRADUATION

Why This Matters:

Students enrolled at alternative schools face additional barriers to academic success. Often, these students change schools frequently and fall behind in credits earned. As traditional academic measures only reflect the school’s success with students who were continuously enrolled for the whole school year, alternative measures are necessary to evaluate whether a school is serving all students well.

For students who are at-risk of failing to graduate, it is crucial to ensure that they earn enough credit while enrolled at a school to not fall further behind, whether they are enrolled for the whole school year or only one grading term. The 9-12 progress toward graduation measure considers whether a student successfully completed at least as many credits as expected during the time, they attended the school.

Comparison Group: All IPCSC Alternative Programs



RATING LEGEND	DOES NOT MEET STANDARD	APPROACHES STANDARD	MEETS STANDARD	EXCEEDS STANDARD	NOT RATED DUE TO PANDEMIC
---------------	------------------------	---------------------	----------------	------------------	---------------------------

*Please see the [Performance Framework Rubrics](#) for details regarding how each measure is rated.

MEASURE	PROFICIENCY RATING	APPLICABLE RUBRIC DESCRIPTION
9-12 Progress Towards Graduation	Not available for the 2021-2022 school year.	This measure is a new measure. Baseline data was collected in 2021 and 2022. Ratings will be applied beginning in 2023.

Academic Outcomes: Virtual Alternative Program

COLLEGE AND CAREER READINESS

Why This Matters:

The IPCSC must determine whether the academic performance at the school represents a favorable return on the investment of public dollars. For context, the IPCSC considers the school’s performance in relation to other educational choices available to families. A school with a 5-year graduation rate equal to or greater than the average of its comparison group meets the IPCSC standard.

Comparison Group: [All Alternative Schools in Idaho](#)

If this standard is not met, the school should focus its strategic planning on improving these outcomes to ensure the school will earn a next operational term.

If the standard is met, strategic planning may focus on whatever data points will best establish and sustain an exemplary school of the specific model for which the school is chartered.

GRADUATION DATA & RATINGS FOR FY22 WILL BE INCLUDED IN THE 2021-2022 ANNUAL REPORT UPON RELEASE OF DATA.

RATING LEGEND	DOES NOT MEET STANDARD	APPROACHES STANDARD	MEETS STANDARD	EXCEEDS STANDARD	NOT RATED DUE TO PANDEMIC
----------------------	-------------------------------	----------------------------	-----------------------	-------------------------	----------------------------------

*Please see the [Performance Framework Rubrics](#) for details regarding how each measure is rated.

MEASURE	COLLEGE & CAREER RATING	APPLICABLE RUBRIC DESCRIPTION
College & Career Readiness	RATING IS PENDING DATA RELEASE	

Academic Outcomes: Virtual Alternative Program

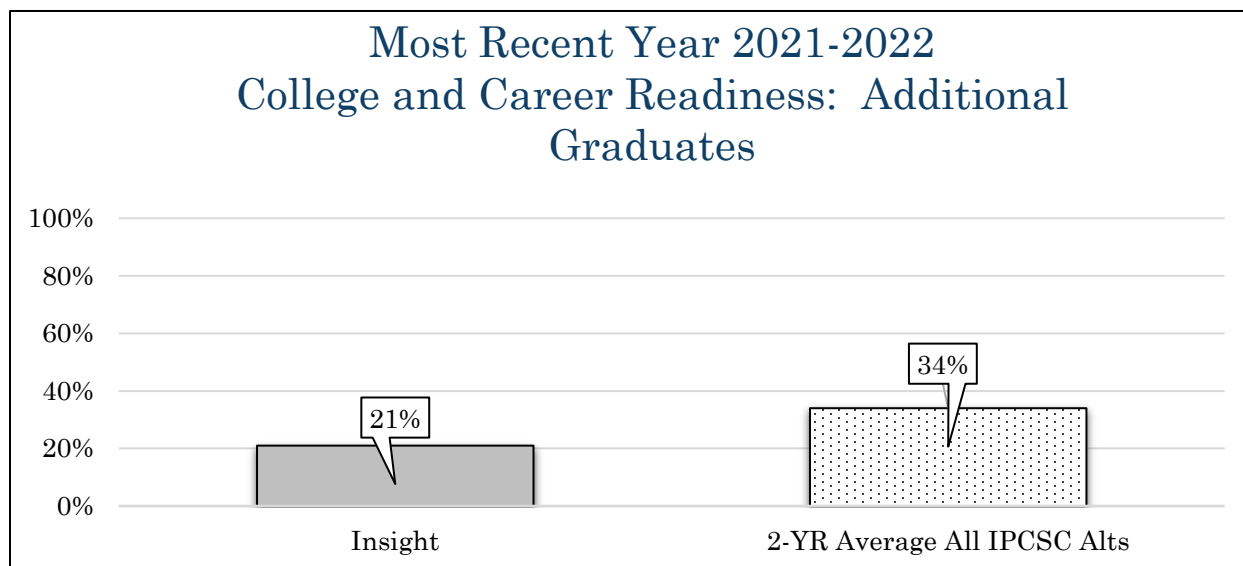
COLLEGE AND CAREER READINESS (ADDITIONAL GRADUATES)

Why This Matters:

4 and 5 Year ACGR measures capture the percentage of students who graduate 4 and 5 years after they began 9th grade. These measures speak to school success only in cases where the school retained the student for the entire 4 or 5 years. At-risk students are a more mobile population and generally enroll in several high schools throughout their high school career. This means that the traditional measures do not sufficiently help us understand whether an alternative school is serving its student population well.

The alternative college and career readiness measure allows the IPCSC to consider the percentage of students who were enrolled as 12th grade students and graduated, regardless of when the student *should* have graduated. As this measure includes students who may be in their 6th or 7th year of high school, it helps tell more of the data story for at-risk students and the schools that serve them.

Comparison Group: All IPCSC Alternative Programs



RATING LEGEND	DOES NOT MEET STANDARD	APPROACHES STANDARD	MEETS STANDARD	EXCEEDS STANDARD	NOT RATED DUE TO PANDEMIC
---------------	------------------------	---------------------	----------------	------------------	---------------------------

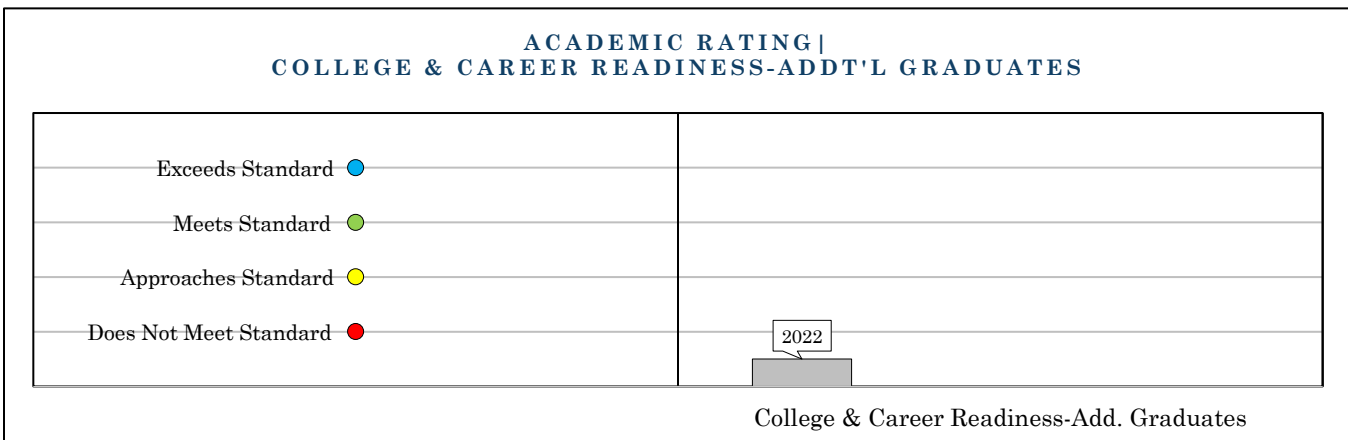
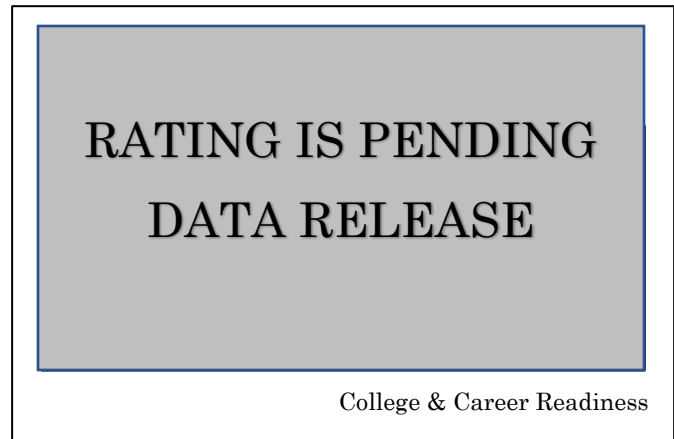
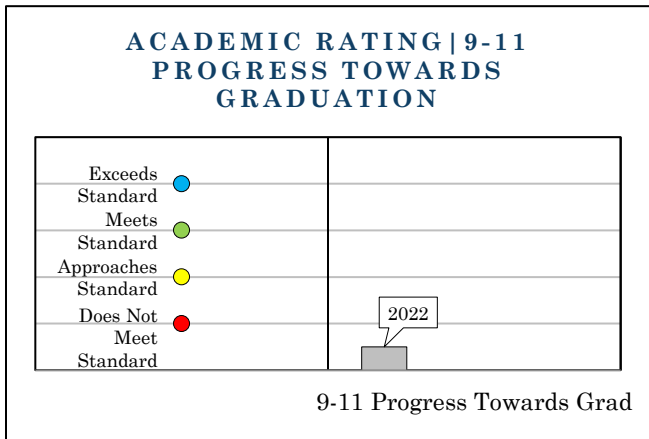

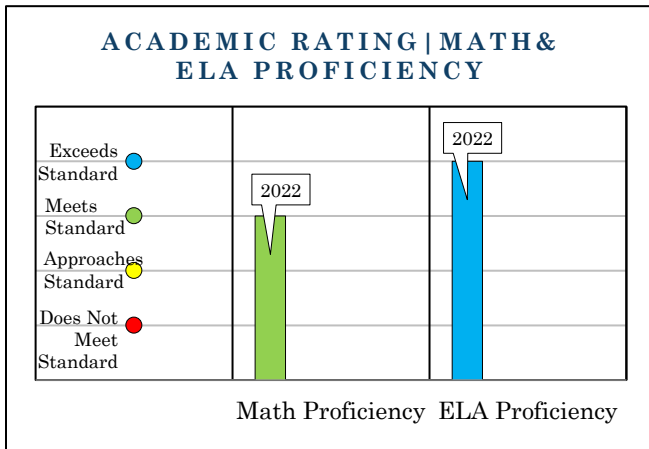
*Please see the [Performance Framework Rubrics](#) for details regarding how each measure is rated.

MEASURE	PROFICIENCY RATING	APPLICABLE RUBRIC DESCRIPTION
College & Career Readiness	Not available for the 2021-2022 school year.	This measure is a new measure. Baseline data was collected in 2021 and 2022. Ratings will be applied beginning in 2023.

Historical Performance: Academics Alternative Program

The charts below provide an overview of a school’s performance throughout their current (5) year certificate term. Schools are encouraged to consider how this data might be used to drive strategic planning as the school approaches its next renewal decision.

Ratings for Alternative measures are unavailable for the 2021-2022 school year. Schools will receive ratings once the school has reached 2 years on the IPCSC revised framework.



Operational Outcomes

BOARD STEWARDSHIP

Why This Matters:

At the highest level, the success of a charter school is driven by the ability of its governing board to govern effectively. The measures in this section help identify the strengths and challenges faced by the school's board. *Please see the [Performance Framework Rubrics](#) for details regarding how each measure is rated.

RATING LEGEND	DOES NOT MEET STANDARD	APPROACHES STANDARD	MEETS STANDARD	EXCEEDS STANDARD	NOT RATED DUE TO PANDEMIC
---------------	------------------------	---------------------	----------------	------------------	---------------------------

Standard Rating: Exceeds Standard	
Governance Structure Measure	Data/Evidence Source
The board bylaws are compliant with ID law.	Most recently reviewed Bylaws 5/10/2022. *Please provide an updated to copy to IPCSC staff if any amendments have been made since the above review date.
The school's articles of incorporation are current.	Most recent Articles of Incorporation: 7/13/2021
The board does operate in compliance with its bylaws.	*No instances of non-compliance documented.
Investigations were not conducted into ethical behavior or conflict of interest regarding any board director this year.	*No instances of non-compliance documented.
The board did not experience Open Meeting Law violations that needed to be cured this year.	*No instances of non-compliance documented.
Comments:	

Standard Rating: Exceeds Standard	
Governance Oversight Measure	Data/Evidence Source
The board did review academic data in a timely and thorough manner.	*No instances of non-compliance documented.
The board did review financial reports in a timely and thorough manner.	*No instances of non-compliance documented.
The board did maintain compliant policies.	*No instances of non-compliance documented.
The board did engage in strategic planning.	*No instances of non-compliance documented.
The board did conduct a compliant evaluation of their school leader or management organization.	*No instances of non-compliance documented.
Comments:	

Standard Rating: Exceeds Standard	
Governance Compliance Measure	Data/Evidence Source
The IPCSC did not issue courtesy letters to the school noting compliance concerns this year.	*No instances of non-compliance documented.
Another investigative body was not notified of concerns at this school this year.	*No instances of non-compliance documented.
Comments:	

Operational Outcomes

MANAGEMENT

Why This Matters:

The systems and structures that support school operations are an important part of the school's overall success. The measures in this section help identify the strengths and challenges that impact the school's day-to-day operations.

RATING LEGEND	DOES NOT MEET STANDARD	APPROACHES STANDARD	MEETS STANDARD	EXCEEDS STANDARD	NOT RATED DUE TO PANDEMIC
------------------	---------------------------	------------------------	-------------------	---------------------	------------------------------

Standard Rating: Exceeds Standard	
Student Services	Data/Evidence Source
The school's English Language Learners program is in good standing.	*No instances of non-compliance documented.
The school's Special Education program is in good standing.	*No instances of non-compliance documented.
The school's college and career readiness program is in good standing.	Continuous Improvement Plan 2021-2022
The school's Federal Programs is in good standing	*No instances of non-compliance documented.
Comments/ Context:	

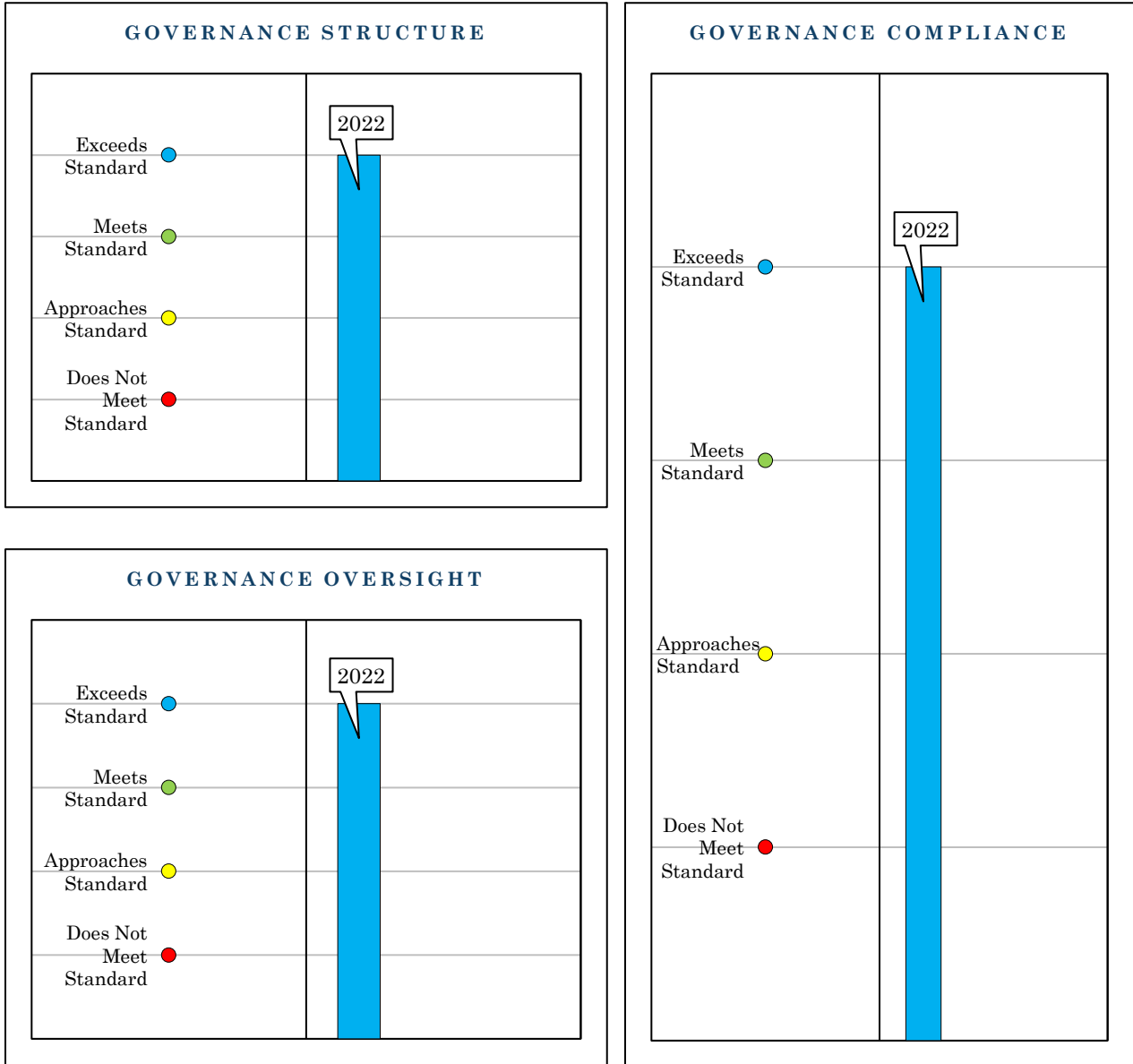
Standard Rating: Exceeds Standard	
Data Security and Information Transparency	Data/Evidence Source
The school's website is compliant and updated appropriately.	*No instances of non-compliance documented.
The school did not experience issues involving data security this year.	*No instances of non-compliance documented.
The school did not experience compliance issues with public records requests.	*No instances of non-compliance documented.
Comments:	

Standard Rating: Exceeds Standard	
Facility and Services	Data/Evidence Source
The school's occupancy certificate is current.	*No instances of non-compliance documented.
Safety inspections and evacuation drills are compliant.	Fire Inspection: 12/16/2021 Building Inspection: 2/3/2022
The school does not provide daily transportation for students.	*Not applicable
The school does not provide a National School Lunch Program.	*Not applicable
Comments:	

Standard Rating: Exceeds Standard	
Operational Compliance	Data/Evidence Source
Required reports were submitted accurately and on time.	*No instances of non-compliance documented.
The enrollment process is compliant.	*No instances of non-compliance documented.
The teachers are properly credentialed.	*No instances of non-compliance documented.
Corrective action plans were not issued by the SDE this year.	*No instances of non-compliance documented.
Comments:	

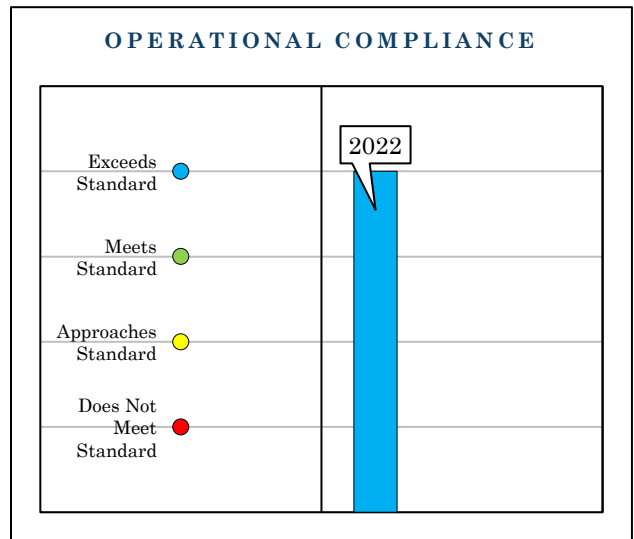
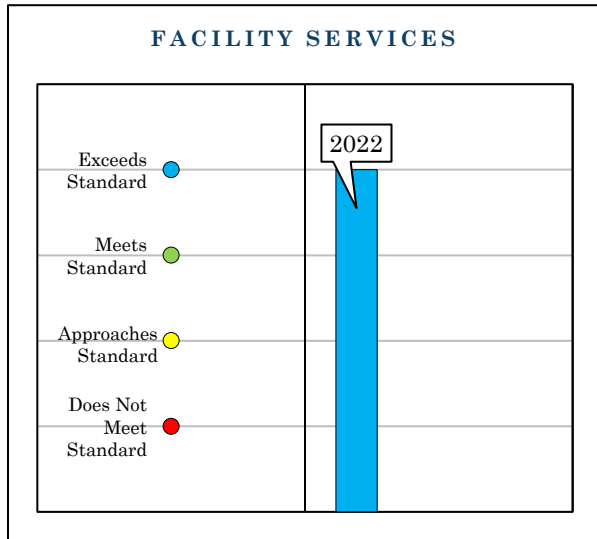
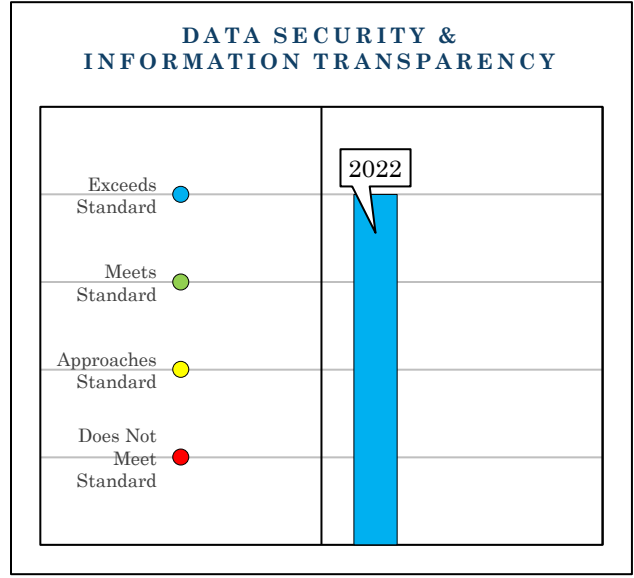
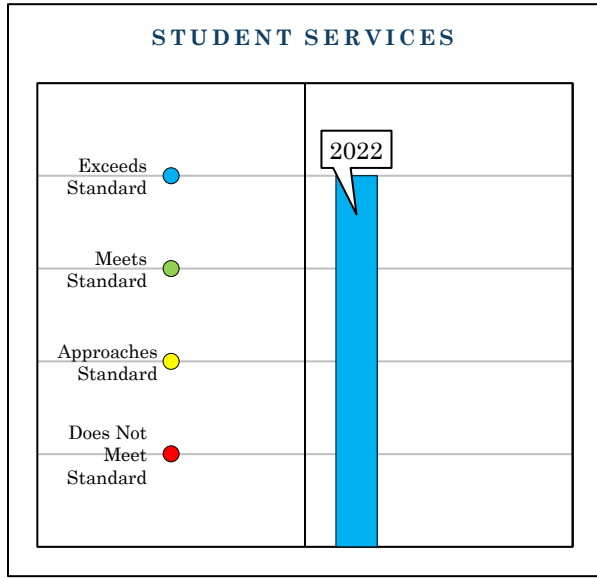
Historical Performance: Board Stewardship Measures

The charts below provide an overview of a school's performance throughout their current (5) year certificate term. Schools are encouraged to consider how this data might be used to drive strategic planning as the school approaches its next renewal decision.



Historical Performance: Management Measures

The charts below provide an overview of a school's performance throughout their current (5) year certificate term. Schools are encouraged to consider how this data might be used to drive strategic planning as the school approaches its next renewal decision.



*The 2021-2022 Annual Report has been finalized by the
Idaho Public Charter School Commission staff.*

If you have any questions or comments, please contact
the IPCSC.



514 W. Jefferson, Suite 303
Boise, ID 83720
208-332-1561