

Idaho Public Charter School Commission

Annual Performance Report 2020

School Overview

PCSC School: Taylors Crossing Public Charter School

Mission Statement: *By giving our students a firm foundation built on a core curriculum of mathematics, science, reading, writing and social studies, with an enhanced emphasis on American History and the Constitution, Taylor's Crossing Public Charter School will guide our students across the bridge from childhood into adulthood. The students will be prepared to accept challenges with the confidence, courage, and skills needed to achieve success. In a highly challenging academic environment, which nurtures respect and care for all, our students will become people of integrity, vision and virtue.*

School Location:	1145 North Wood River Drive, Idaho Falls, 83401
School Phone:	208-552-0397
Comparison Group:	Idaho Falls School District #091
Opening Year:	2006
Current Term:	July 1, 2019-June 30, 2024
Model:	Harbor Method
Grades Served:	K-12
Enrollment Approved:	440
Enrollment (Projected):	375
Mid Term ADA (Actual):	358
FY20 Full-Term ADA:	352

SCHOOL LEADERSHIP

Chair	Matt Rice
Vice-Chair	Kimber Tower
Treasurer	Matt Cardon
Secretary	Erica Radford
Board Member	Gregory Pugh
Board Member	Andrea Jardine
Board Member	Adam Andersen
Administrator	Seth Boyle
Assistant Principal	Teresa Kolsen
Business Manager	Jamie Toop
Board Clerk	Renae Sterzick

Table of Contents

Introduction	4
School Overview	5
Key Design Elements	5
Demographic Summary	5
Annual Snapshot	6
Annual Snapshot	6
Academic Outcomes (Not Evaluated for 2019-2020)	7
Proficiency	7
Growth	7
College & Career Readiness	7
Operational Outcomes (Board Stewardship)	8
Governance Structure	8
Governance Oversight	8
Governance Compliance	8
Operational Outcomes (Management)	9
Student Services	9
Data Security and Information Technology	9
Facility & Services	9
Operational Compliance	9
Financial Health	10
Near Term Measures	10
Sustainability Measures	10
Financial Operations	10
Longitudinal Data Snapshot	11

PREPARED BY
Idaho Public Charter School Commission

Jenn Thompson Director, Public Charter School Commission 208-332-1594 jenn.thompson@osbe.idaho.gov	Jared Dawson Portfolio Program Manager 208-332-1585 Jared.Dawson@osbe.idaho.gov
Dianne Hobbs Administrative Assistant 208-332-1561 Dianne.Hobbs@osbe.idaho.gov	Melissa-Jo "Mel" Rivera Portfolio Program Manager 208-332-1583 Mel.Rivera@osbe.Idaho.gov

Introduction

Charter schools in Idaho operate on 5-year terms as defined in a [Performance Certificate](#) executed between the school's board and its authorizer. In addition, Idaho law requires that every certificate include a framework describing the expectations the school must meet in order to earn a next operational term. It also requires that charter school authorizers complete performance reports for the schools they oversee each year. The annual performance report serves the following purposes:

1. To provide transparent, data-driven information about charter school quality to the public;
2. To ensure charter school boards have access to clear expectations and are provided maximum opportunity to correct any deficiencies prior to the school's renewal year; and
3. To inform mid-term authorizing decisions (such as consideration of amendments).

This report, based on the performance framework adopted by the PCSC on October 8, 2020, reflects how the school's outcomes during the most recently completed school year measure up against the expectations established in the framework. At the end of each 5-year term, the authorizer reviews the school's annual reports and financial data to inform its decision to renew, conditionally renew, or non-renew, the school for a subsequent term of operation.

Each measure included in the PCSC's framework has a meets standard benchmark. A school that meets standard on all measures at the end of its current operational term is guaranteed an unconditional renewal. A school that does not meet standard on at least one measure at the end of its current operational term may be conditionally renewed or non-renewed. Because the outcomes on this report inform high-stakes decisions, schools are encouraged to use this information to support their strategic planning efforts each year.

COVID-19 NOTE: Please note that due to the COVID-19 pandemic, statewide assessments were canceled in the spring of 2020. No academic evaluation has been made in this report due to absent and incomplete data. The academic outcomes overview page only includes graduation rate (if applicable), though the measure is not rated.

The [performance framework](#) rubrics provide detail on calculations and data sources.

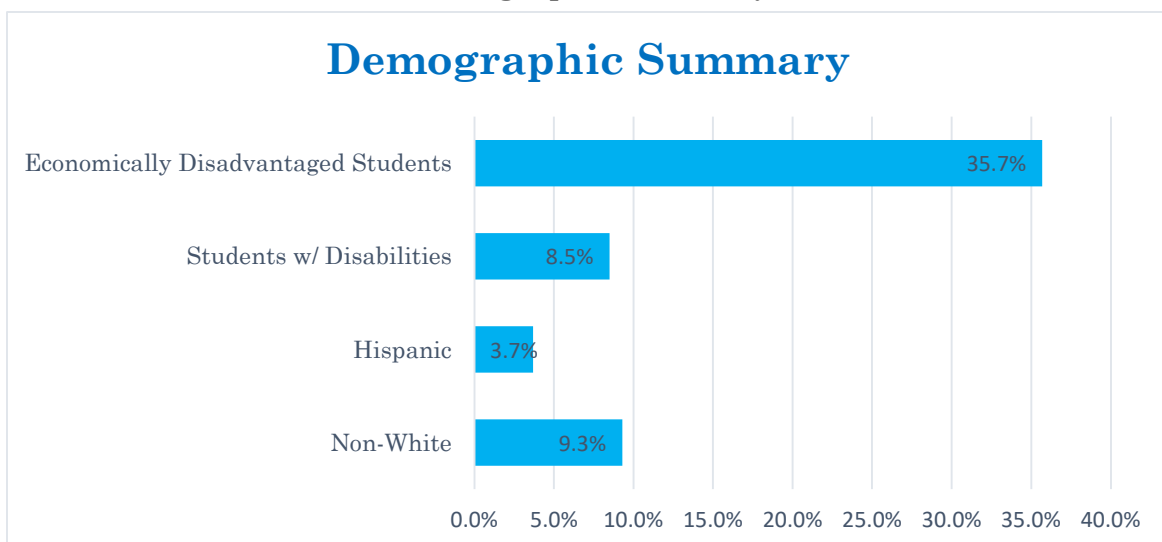
Each authorized chartering entity shall annually publish and make available to the public a performance report for each public charter school it oversees, in accordance with the performance framework set forth in the performance certificate and section 33-5209(C)(2), Idaho Code.

SCHOOL OVERVIEW

Key Design Elements

- School environment of kindness, respect, and responsibility.
- School environment that provides physical, emotional, and academic safety.
- Social studies program emphasizing and revering the constitution and our founding fathers.
- Highly challenging academics, focused on reading, English, mathematics, and writing.
- Emphasis on character development.
- Emphasis on citizenship.
- Emphasis on service to others.
- Use of a positive reward system which encourages positive behavior.

Demographic Summary



Annual Snapshot



Schools are encouraged to use this information for strategic planning and to ensure that any identified weaknesses are addressed in advance of renewal consideration.

ACADEMIC	
Math Proficiency	<i>Not Applicable (2020)</i>
ELA Proficiency	<i>Not Applicable (2020)</i>
Literacy Proficiency	<i>Not Applicable (2020)</i>
Math Growth	<i>Not Applicable (2020)</i>
ELA Growth	<i>Not Applicable (2020)</i>
4-Year Grad Rate	<i>Not Applicable (2020)</i>

FINANCIAL HEALTH (NEAR TERM MEASURES)	
Current Ratio	<i>Exceeds Standard</i>
Unrestricted Days Cash	<i>Exceeds Standard</i>
Default	<i>Exceeds Standard</i>
Enrollment Variance	<i>Meets Standard</i>

BOARD STEWARDSHIP	
Governance Structure	<i>Exceeds Standard</i>
Governance Oversight	<i>Exceeds Standard</i>
Governance Compliance	<i>Exceeds Standard</i>

FINANCIAL HEALTH (SUSTAINABILITY MEASURES)	
Current Year Total Margin Unrestricted Days Cash 3 Year Aggregated Margin	<i>Exceeds Standard</i>
Most Recent Year Cash Flow Previous Year Cash Flow Multi-Year Cash Flow	<i>Meets Standard</i>
Debt Service Coverage Ratio	<i>Meets Standard</i>
Debt to Asset Ratio	<i>Exceeds Standard</i>
Financial Compliance	<i>Meets Standard</i>

MANAGEMENT	
Student Services	<i>Exceeds Standard</i>
Data Security/Transparency	<i>Meets Standard</i>
Facility & Services	<i>Exceeds Standard</i>
Operational Compliance	<i>Exceeds Standard</i>

Academic Outcomes: 2020

Proficiency

(Data Source: Scatterplot)

Math Proficiency	Standard Rating
Math proficiency data is not available for FY20.	N/A
ELA Proficiency	Standard Rating
ELA proficiency data is not available for FY20.	N/A
IRI Spring Proficiency	Standard Rating
IRI spring proficiency data is not available for FY20	N/A
Comments/ Context: <i>Academic ratings are <u>not applicable for 2020 outcomes.</u></i>	

Growth

(Data Source: Scatterplot)

Math Growth	Standard Rating
Math growth data is not available for FY20.	N/A
ELA Growth	Standard Rating
ELA growth data is not available for FY20.	N/A
Comments/ Context: <i>Academic ratings are <u>not applicable for 2020 outcomes.</u></i>	

College and Career Readiness

(Data Source: Scatterplot)

4-Year Graduation Rate (ACGR)	Standard Rating
(4-Year) ACGR.	95.50%
Comments/ Context: <i>Academic ratings are <u>not applicable for 2020 outcomes.</u> ACGR percent is available for applicable schools; however not given academic rating for FY20. Taylor's Crossing had 22 students in this graduation cohort. Taylor's Crossing has maintained a graduation rate of greater than 90% over the past three years.</i>	

Operational Outcomes: Board Stewardship 2020

STANDARD RATING: EXCEEDS STANDARD	
Governance Structure	Data/Evidence Source
The board bylaws are compliant with ID law.	Bylaws 6/30/04 *Please provide an updated copy if any amendments have been made as of 7/1/20.
The school's articles of incorporation are current.	Articles of Incorporation initially filed on 8/23/04. Most recently updated on 7/8/20.
The board does operate in compliance with its bylaws.	*No instances of non-compliance documented.
Investigations were not conducted into either ethical behavior or conflict of interest regarding any board director this year.	*No instances of non-compliance documented.
The board did not experience Open Meeting Law violations that needed to be cured this year.	*No instances of non-compliance documented.
Comments/ Context:	

STANDARD RATING: EXCEEDS STANDARD	
Governance Oversight	Data/Evidence Source
The board did review academic data in a timely and thorough manner.	*No instances of non-compliance documented.
The board did review financial reports in a timely and thorough manner.	*No instances of non-compliance documented.
The board did maintain compliant policies.	*No instances of non-compliance documented.
The board did engage in strategic planning.	*No instances of non-compliance documented.
The board did conduct a compliant evaluation of their school leader or management organization.	*No instances of non-compliance documented.
Comments/ Context:	

STANDARD RATING: EXCEEDS STANDARD	
Governance Compliance	Data/Evidence Source
The PCSC did not issue courtesy letters to the school noting compliance concerns this year.	*No instances of non-compliance documented.
Another investigative body was not notified of concerns at this school this year.	*No instances of non-compliance documented.
Comments/ Context:	

Operation Outcomes: Management 2020

STANDARD RATING: EXCEEDS STANDARD	
Student Services	Data/Evidence Source
The school's English Language Learners program is in good standing.	*No instances of non-compliance documented.
The school's Special Education program is in good standing.	*No instances of non-compliance documented.
The school's college and career readiness program is in good standing.	Continuous Improvement Plan 2019-2020
Comments/ Context:	

STANDARD RATING: MEETS STANDARD	
Data Security and Information Transparency	Data/Evidence Source
The school's website is compliant and updated appropriately.	*No instances of non-compliance documented.
The school did not experience issues involving data security this year.	*No instances of non-compliance documented.
The school did not experience compliance issues with public records requests.	*No instances of non-compliance documented.
Comments/ Context:	

STANDARD RATING: EXCEEDS STANDARD	
Facility and Services	Data/Evidence Source
The school's occupancy certificate is current.	*No instances of non-compliance documented. <i>Please provide an updated copy for the 2020-2021 school year to PCSC staff.</i>
Safety inspections and evacuation drills are compliant.	*No instances of non-compliance documented. <i>Please provide an updated copy for the 2020-2021 school year to PCSC staff.</i>
The school does provide daily transportation for students.	*No instances of non-compliance documented.
The school does provide a National School Lunch Program.	*No instances of non-compliance documented.
Comments/ Context:	

STANDARD RATING: EXCEEDS STANDARD	
Operational Compliance	Data/Evidence Source
Required reports were submitted accurately and on time.	*No instances of non-compliance documented.
The enrollment process is compliant.	*No instances of non-compliance documented.
The teachers are properly credentialed.	*No instances of non-compliance documented.
Corrective action plans were not issued by the SDE this year.	*No instances of non-compliance documented.
Comments/ Context:	

Financial Health: 2020

(Primary Data Source: FY20 Financial Audit.)

Near Term Measures	Rubric	STANDARD RATING
The school has a current ratio of more than 1.5	Current Ratio [5.18]	Exceeds Standard
The school has more than 60 days cash on hand	[144] Days	Exceeds Standard
The school has met standard for at least 3 consecutive years.	[No Default]	Exceeds Standard
Enrollment variance is equal to or greater than 95%.	Enrollment Variance [96.45%]	Meets Standard
Comments/Context		


Sustainability Measures	Rubric	STANDARD RATING
The school has met standard for 3 or more consecutive years.	CY Total Margin [7.58%] 3-Year Aggregated [11.46%]	Exceeds Standard
Multi-Year Cumulative Cash Flow is positive, and Cash Flow is positive in the most recent year is positive	Most Recent Year [\$181,929.00] Previous Year [\$195,153.00] 3-Year [\$377,082.00]	Meets Standard
Debt Service Coverage Ratio is between 1.1 and 1.49	Debt Service Coverage Ratio [1.49]	Meets Standard
The school has met standard for 3 consecutive years, OR the school operates debt-free	Debt/Asset Ratio [0.61]	Exceeds Standard
Comment/Context		

STANDARD RATING: MEETS STANDARD

Financial Operations	Data and/or Evidence Source
The school's finances are managed in compliance with GAAP.	*No instances of non-compliance documented Financial Audit 9/9/2020
Expenditures and contracts are posted online appropriately.	School's Expenditure Page 10/14/2020
The school maintains compliant internal controls.	*No instances of non-compliance documented
The school is operating under a Notification of Fiscal Concern.	NA
The school is operating under a Notification of Possible or Imminent Closure.	NA
Comments/Context	

Longitudinal Data Snapshot (2019-2022)


Operational Outcomes: Board Stewardship

 2020 2021 2022 2023

Governance Structure	EXCEEDS STANDARD	DATA NOT AVAILABLE	DATA NOT AVAILABLE	DATA NOT AVAILABLE
Governance Oversight	EXCEEDS STANDARD	DATA NOT AVAILABLE	DATA NOT AVAILABLE	DATA NOT AVAILABLE
Governance Compliance	EXCEEDS STANDARD	DATA NOT AVAILABLE	DATA NOT AVAILABLE	DATA NOT AVAILABLE

“Success is the sum of small efforts repeated day in and day out.”
-Anonymous

Operational Outcomes: Management

 2020 2021 2022 2023

“Education is the MOST powerful weapon which you can use to change the world.”
-Nelson Mandela

Student Services	EXCEEDS STANDARD	DATA NOT AVAILABLE	DATA NOT AVAILABLE	DATA NOT AVAILABLE
Data Security & Transparency	MEETS STANDARD	DATA NOT AVAILABLE	DATA NOT AVAILABLE	DATA NOT AVAILABLE
Facility & Services	EXCEEDS STANDARD	DATA NOT AVAILABLE	DATA NOT AVAILABLE	DATA NOT AVAILABLE
Operational Compliance	EXCEEDS STANDARD	DATA NOT AVAILABLE	DATA NOT AVAILABLE	DATA NOT AVAILABLE