

Idaho Public Charter School Commission

Annual Performance Report 2020

PCSC School: Rolling Hills Public Charter School

Mission Statement: The Rolling Hills Public Charter School mission is to develop educated and engaged citizens through high expectations for student behavior and academic success in a small, safe, structured environment.

School Location:	8900 N. Horseshoe Bend Road, Boise, ID 83714
School Phone:	208-939-5400
Comparison Group:	Boise School District #001 & West Ada District #002
Opening Year:	2005
Current Term:	July 1, 2018-June 30, 2023
Model:	Personalized Learning Method
Grades Served:	K-8
Enrollment Approved:	278
Enrollment (Projected):	252
Mid Term ADA (Actual):	233
FY20 Full-Term ADA:	236

School Leadership

Chair	Jennifer Sweet-Fears
Vice-Chair	Christopher Wilson
Treasurer	Marc Hamilton
Secretary	Mai Betterley
Board Member	Christopher Boawman-Prideaux
Board Member	Jennifer Cook
Administrator	Shane Pratt
Vice Principal	Emily McCoy Leffel
Business Manager	Joy Conn

Table of Contents

Introduction	4
School Overview	5
Key Design Elements	5
Demographic Summary	5
Annual Snapshot	6
Annual Snapshot	6
Academic Outcomes (Not Evaluated for 2019-2020)	7
Proficiency	7
Growth	7
College & Career Readiness	7
Operational Outcomes (Board Stewardship)	8
Governance Structure	8
Governance Oversight	8
Governance Compliance	8
Operational Outcomes (Management)	9
Student Services	9
Data Security and Information Technology	9
Facility & Services	9
Operational Compliance	9
Financial Outcomes	10
Near Term Measures	10
Sustainability Measures	10
Financial Operations	10
Longitudinal Snapshot	11

PREPARED BY
Idaho Public Charter School Commission

Jenn Thompson
Director, Public Charter School Commission
208-332-1594
jenn.thompson@osbe.idaho.gov

Jared Dawson
Portfolio Program Manager
208-332-1585
Jared.Dawson@osbe.idaho.gov

Dianne Hobbs
Administrative Assistant
208-332-1561
Dianne.Hobbs@osbe.idaho.gov

Melissa-Jo "Mel" Rivera
Portfolio Program Manager
208-332-1583
Mel.Rivera@osbe.Idaho.gov

Introduction

Charter schools in Idaho operate on 5-year terms as defined in a [Performance Certificate](#) executed between the school's board and its authorizer. In addition, Idaho law requires that every certificate include a framework describing the expectations the school must meet in order to earn a next operational term. It also requires that charter school authorizers complete performance reports for the schools they oversee each year. The annual performance report serves the following purposes:

1. To provide transparent, data-driven information about charter school quality to the public.
2. To ensure charter school boards have access to clear expectations and are provided maximum opportunity to correct any deficiencies prior to the school's renewal year; and
3. To inform mid-term authorizing decisions (such as consideration of amendments).

This report, based on the performance framework adopted by the PCSC on October 8, 2020, reflects how the school's outcomes during the most recently completed school year measure up against the expectations established in the framework. At the end of each 5-year term, the authorizer reviews the school's annual reports and financial data to inform its decision to renew, conditionally renew, or non-renew, the school for a subsequent term of operation.

Each measure included in the PCSC's framework has a meets standard benchmark. A school that meets standard on all measures at the end of its current operational term is guaranteed an unconditional renewal. A school that does not meet standard on at least one measure at the end of its current operational term may be conditionally renewed or non-renewed. Because the outcomes on this report inform high-stakes decisions, schools are encouraged to use this information to support their strategic planning efforts each year.

COVID-19 NOTE: Please note that due to the COVID-19 pandemic, statewide assessments were canceled in the spring of 2020. No academic evaluation has been made in this report due to absent and incomplete data. The academic outcomes overview page only includes graduation rate (if applicable), though the measure is not rated.

The [performance framework](#) rubrics provide detail on calculations and data sources.

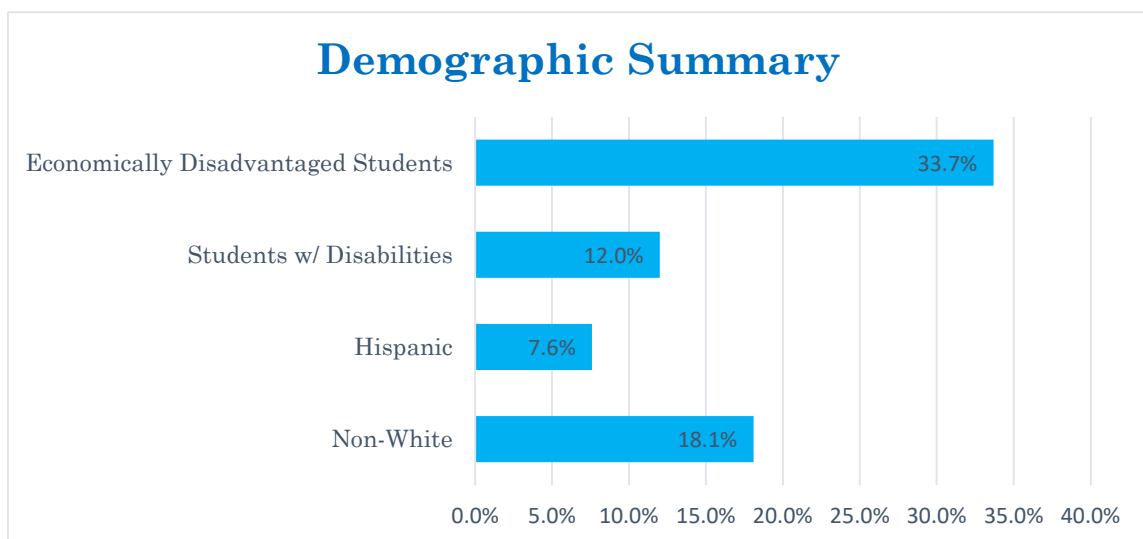
Each authorized chartering entity shall annually publish and make available to the public a performance report for each public charter school it oversees, in accordance with the performance framework set forth in the performance certificate and section 33-5209(C)(2), Idaho Code.

School Overview

Key Design Elements

- Create a physically and emotionally safe learning environment;
- Utilize citizenship education through the Six Pillars of Character;
- Integrate service learning;
- Teach to the high through the core curriculum;
- Offer electives to middle school students.

DEMOGRAPHIC SUMMARY



Annual Snapshot



Schools are encouraged to use this information for strategic planning and to ensure that any identified weaknesses are addressed in advance of renewal consideration.

ACADEMIC	
Math Proficiency	<i>Not Applicable (2020)</i>
ELA Proficiency	<i>Not Applicable (2020)</i>
Literacy Proficiency	<i>Not Applicable (2020)</i>
Math Growth	<i>Not Applicable (2020)</i>
ELA Growth	<i>Not Applicable (2020)</i>

FINANCIAL HEALTH (NEAR TERM MEASURES)	
Current Ratio	<i>Exceeds Standard</i>
Unrestricted Days Cash	<i>Exceeds Standard</i>
Default	<i>Exceeds Standard</i>
Enrollment Variance	<i>Approaches Standard</i>

BOARD STEWARDSHIP	
Governance Structure	<i>Exceeds Standard</i>
Governance Oversight	<i>Exceeds Standard</i>
Governance Compliance	<i>Exceeds Standard</i>

FINANCIAL HEALTH (SUSTAINABILITY MEASURES)	
Total Margin	<i>Meets Standard</i>
Cash Flow	<i>Meets Standard</i>
Debt Service Coverage Ratio	<i>Exceeds Standard</i>
Debt Asset Ratio	<i>Exceeds Standard</i>
Financial Compliance	<i>Exceeds Standard</i>

MANAGEMENT	
Student Services	<i>Exceeds Standard</i>
Data Security/Transparency	<i>Exceeds Standard</i>
Facility & Services	<i>Exceeds Standard</i>
Operational Compliance	<i>Exceeds Standard</i>

Academic Outcomes

Proficiency

(Data Source: Scatterplot)

Math Proficiency	Standard Rating
Math proficiency data is not available for FY20.	N/A
ELA Proficiency	Standard Rating
ELA proficiency data is not available for FY20.	N/A
IRI Spring Proficiency	Standard Rating
IRI spring proficiency data is not available for FY20	N/A
Comments/ Context: <i>Academic ratings are <u>not applicable for 2020 outcomes.</u></i>	

Growth

(Data Source: Scatterplot)

Math Growth	Standard Rating
Math growth data is not available for FY20.	N/A
ELA Growth	Standard Rating
ELA growth data is not available for FY20.	N/A
Comments/ Context: <i>Academic ratings are <u>not applicable for 2020 outcomes.</u></i>	

Operational Outcomes: Board Stewardship

STANDARD RATING: EXCEEDS STANDARD	
Governance Structure	Data/Evidence Source
The board bylaws are compliant with ID law.	Bylaws 3/10/09 *Please provide an updated copy if any amendments have been made.
The school's articles of incorporation are current.	Articles of Incorporation initially filed on 3/10/09. Most recently updated on 11/6/19.
The board does operate in compliance with its bylaws.	*No instances of non-compliance documented.
Investigations were not conducted into either ethical behavior or conflict of interest regarding any board director this year.	*No instances of non-compliance documented.
The board did not experience Open Meeting Law violations that needed to be cured this year.	*No instances of non-compliance documented.
Comments/ Context: The school has met this standard for 3 or more consecutive years.	

STANDARD RATING: EXCEEDS STANDARD	
Governance Oversight	Data/Evidence Source
The board did review academic data in a timely and thorough manner.	*No instances of non-compliance documented.
The board did review financial reports in a timely and thorough manner.	*No instances of non-compliance documented.
The board did maintain compliant policies.	*No instances of non-compliance documented.
The board did engage in strategic planning.	*No instances of non-compliance documented.
The board did conduct a compliant evaluation of their school leader or management organization.	*No instances of non-compliance documented.
Comments/ Context: The school has met this standard for 3 or more consecutive years.	

STANDARD RATING: EXCEEDS STANDARD	
Governance Compliance	Data/Evidence Source
The PCSC did not issue courtesy letters to the school noting compliance concerns this year.	*No instances of non-compliance documented.
Another investigative body was not notified of concerns at this school this year.	*No instances of non-compliance documented.
Comments/ Context: The school has met this standard for 3 or more consecutive years.	

Operational Outcomes: Management

STANDARD RATING: EXCEEDS STANDARD	
Student Services	Data/Evidence Source
The school's English Language Learners program is in good standing.	*No instances of non-compliance documented.
The school's Special Education program is in good standing.	*No instances of non-compliance documented.
The school's college and career readiness program is in good standing.	Continuous Improvement Plan 2019-2020
Comments/ Context: The school has met this standard for 3 or more consecutive years.	

STANDARD RATING: EXCEEDS STANDARD	
Data Security and Information Transparency	Data/Evidence Source
The school's website is compliant and updated appropriately.	*No instances of non-compliance documented.
The school did not experience issues involving data security this year.	*No instances of non-compliance documented.
The school did not experience compliance issues with public records requests.	*No instances of non-compliance documented.
Comments/ Context: The school has met this standard for 3 or more consecutive years.	

STANDARD RATING: EXCEEDS STANDARD	
Facility and Services	Data/Evidence Source
The school's occupancy certificate is current.	*No instances of non-compliance documented. <i>Please provide an updated copy for the 2020-2021 school year to PCSC staff.</i>
Safety inspections and evacuation drills are compliant.	*No instances of non-compliance documented. <i>Please provide an updated copy for the 2020-2021 school year to PCSC staff.</i>
The school does not provide daily transportation for students.	*See Comments/Context.
The school does provide a National School Lunch Program.	*No instances of non-compliance documented.
Comments/ Context: The school has met this standard for 3 or more consecutive years. Bus transportation has been added to school operations.	

STANDARD RATING: EXCEEDS STANDARD	
Operational Compliance	Data/Evidence Source
Required reports were submitted accurately and on time.	*No instances of non-compliance documented.
The enrollment process is compliant.	*No instances of non-compliance documented.
The teachers are properly credentialed.	*No instances of non-compliance documented.
Corrective action plans were not issued by the SDE this year.	*No instances of non-compliance documented.
Comments/ Context: The school has met this standard for 3 or more consecutive years.	

Financial Outcomes

(Primary Data Source: FY20 Financial Audit.)

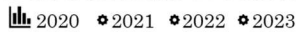
Near Term Measures		STANDARD RATING
The school has a current ratio of more than 1.5.	Current Ratio 19.73	Exceeds Standard
The school has more than 60 days cash on hand.	111 Days	Exceeds Standard
The school is not in default of any financial obligations and did not experience any instances of default during the fiscal year. The school has met this standard for at least 3 consecutive years.	No Default	Exceeds Standard
Enrollment variance was between 90% and 95%.	Enrollment Variance 92.57%	Approaches Standard
Comments/Context		

Sustainability Measures		STANDARD RATING
Aggregated 3-year Total Margin is positive and the most recent year Total Margin is positive.	CY Total Margin 5.11% 3-Year Aggregated 1.75%	Meets Standard
Multi-Year Cumulative Cash Flow is positive, and Cash Flow is positive in the most recent year.	Most Recent Year \$97,417.00 Previous Year -\$37,738.00 3-Year \$56,679.00	Meets Standard
The school's debt service coverage ratio is 1.5 or greater.	Debt Service Coverage Ratio 1.51	Exceeds Standard
The school's Debt to Asset Ratio is less than 0.9. The school has met this standard for at least 3 consecutive years.	Debt/Asset Ratio 0.46	Exceeds Standard
Comment/Context		

STANDARD RATING: EXCEEDS STANDARD	
Financial Operations	Data and/or Evidence Source
The school's finances are managed in compliance with GAAP.	*No instances of non-compliance documented Financial Audit 10/28/2020
Expenditures and contracts are posted online appropriately.	The school's expenditure webpage was reviewed quarterly. No instances of non-compliance documented.
The school maintains compliant internal controls.	*No instances of non-compliance documented
The school is not operating under a Notification of Fiscal Concern.	NA
The school is not operating under a Notification of Possible or Imminent Closure.	NA
Comments/Context	

Longitudinal Snapshot


Operational Outcomes: Board Stewardship



	2020	2021	2022	2023
Governance Structure	EXCEEDS STANDARD	DATA NOT AVAILABLE	DATA NOT AVAILABLE	DATA NOT AVAILABLE
Governance Oversight	EXCEEDS STANDARD	DATA NOT AVAILABLE	DATA NOT AVAILABLE	DATA NOT AVAILABLE
Governance Compliance	EXCEEDS STANDARD	DATA NOT AVAILABLE	DATA NOT AVAILABLE	DATA NOT AVAILABLE

“Success is the sum of small efforts repeated day in and day out.”
-Anonymous

Operational Outcomes: Management



“Education is the MOST powerful weapon which you can use to change the world.”
-Nelson Mandela

	2020	2021	2022	2023
Student Services	EXCEEDS STANDARD	DATA NOT AVAILABLE	DATA NOT AVAILABLE	DATA NOT AVAILABLE
Data Security & Transparency	EXCEEDS STANDARD	DATA NOT AVAILABLE	DATA NOT AVAILABLE	DATA NOT AVAILABLE
Facility & Services	EXCEEDS STANDARD	DATA NOT AVAILABLE	DATA NOT AVAILABLE	DATA NOT AVAILABLE
Operational Compliance	EXCEEDS STANDARD	DATA NOT AVAILABLE	DATA NOT AVAILABLE	DATA NOT AVAILABLE