

# Idaho Public Charter School Commission

## Annual Performance Report 2020

### PCSC School: Chief Tahgee Elementary Academy

**Mission Statement:** *To provide every student the Power of Two. The Power of Two is the ability to speak, read, write and think in both English and the Shoshoni language. Students who have the Power of Two are better prepared to meet the challenges of a global society because they have these life advantages: enhanced cognitive skills, greater success in cross-cultural communication, more career opportunities, enhanced problem-solving skills, and preparation for the global economy*

|                                |   |
|--------------------------------|---|
| <b>School Location:</b>        | 34 South Hi-Line Road, Pocatello, ID 83202  |
| <b>School Phone:</b>           | 208-237-2710  |
| <b>Comparison Group:</b>       | Donald Stalker Elementary (382); Heritage Academy (1341); Fort Hall Elementary (387); Jefferson Elementary (365); Lewis and Clark Elementary (368); Lakeside Elementary (752) |
| <b>Opening Year:</b>           | 2013  |
| <b>Current Term:</b>           | July 1,2017-June 30,2022  |
| <b>Model:</b>                  | Cultural/Global Themes Immersion  |
| <b>Grades Served:</b>          | K-8   |
| <b>Enrollment Capacity:</b>    | 210   |
| <b>Enrollment (Projected):</b> | 104   |
| <b>Mid Term ADA (Actual):</b>  | 80  |
| <b>FY20 Full-Term ADA:</b>     | 79  |

### School Leadership

|                             |                     |
|-----------------------------|---------------------|
| Chair                       | Leslie St. Clair    |
| Vice-Chair                  | Shoshawna Covington |
| Treasurer                   | Talia Martin        |
| Secretary                   | Colista Eagle       |
| Director of School Programs | Joel Weaver         |
| Administrator/Principal     | Cyd Crue            |
| Business Manager            | Sherice Gould       |

## Table of Contents

|  |           |
|--|-----------|
| <b>Introduction .....</b>                                    | <b>4</b>  |
| <b>School Overview .....</b>                                 | <b>5</b>  |
| Key Design Elements .....                                    | 5         |
| Demographic Summary .....                                    | 5         |
| <b>Annual Snapshot .....</b>                                 | <b>6</b>  |
| Annual Snapshot .....  | 6         |
| <b>Academic Outcomes (Not Evaluated for 2019-2020) .....</b> | <b>7</b>  |
| Proficiency .....  | 7         |
| Growth .....   | 7         |
| College & Career Readiness .....                             | 7         |
| <b>Operational Outcomes (Board Stewardship) .....</b>        | <b>8</b>  |
| Governance Structure .....                                   | 8         |
| Governance Oversight .....                                   | 8         |
| Governance Compliance .....                                  | 8         |
| <b>Operational Outcomes (Management) .....</b>               | <b>9</b>  |
| Student Services .....                                       | 9         |
| Data Security and Information Technology .....               | 9         |
| Facility & Services .....                                    | 9         |
| Operational Compliance .....                                 | 9         |
| <b>Financial Outcomes .....</b>                              | <b>10</b> |
| Near Term Measures .....                                     | 10        |
| Sustainability Measures .....                                | 10        |
| Financial Operations .....                                   | 10        |
| <b>Longitudinal Data Snapshot .....</b>                      | <b>11</b> |

PREPARED BY  
Idaho Public Charter School Commission

Jenn Thompson  
Director, Public Charter School Commission  
208-332-1594  
[jenn.thompson@osbe.idaho.gov](mailto:jenn.thompson@osbe.idaho.gov)

Jared Dawson  
Portfolio Program Manager  
208-332-1585  
[Jared.Dawson@osbe.idaho.gov](mailto:Jared.Dawson@osbe.idaho.gov)

Dianne Hobbs  
Administrative Assistant  
208-332-1561  
[Dianne.Hobbs@osbe.idaho.gov](mailto:Dianne.Hobbs@osbe.idaho.gov)

Melissa-Jo "Mel" Rivera  
Portfolio Program Manager  
208-332-1583  
[Mel.Rivera@osbe.Idaho.gov](mailto:Mel.Rivera@osbe.Idaho.gov)

## Introduction

Charter schools in Idaho operate on 5-year terms as defined in a [Performance Certificate](#) executed between the school's board and its authorizer. In addition, Idaho law requires that every certificate include a framework describing the expectations the school must meet in order to earn a next operational term. It also requires that charter school authorizers complete performance reports for the schools they oversee each year. The annual performance report serves the following purposes:

1. To provide transparent, data-driven information about charter school quality to the public;
2. To ensure charter school boards have access to clear expectations and are provided maximum opportunity to correct any deficiencies prior to the school's renewal year; and
3. To inform mid-term authorizing decisions (such as consideration of amendments).

This report, based on the performance framework adopted by the PCSC on October 8, 2020, reflects how the school's outcomes during the most recently completed school year measure up against the expectations established in the framework. At the end of each 5-year term, the authorizer reviews the school's annual reports and financial data to inform its decision to renew, conditionally renew, or non-renew, the school for a subsequent term of operation.

Each measure included in the PCSC's framework has a meets standard benchmark. A school that meets standard on all measures at the end of its current operational term is guaranteed an unconditional renewal. A school that does not meet standard on at least one measure at the end of its current operational term may be conditionally renewed or non-renewed. Because the outcomes on this report inform high-stakes decisions, schools are encouraged to use this information to support their strategic planning efforts each year.

**COVID-19 NOTE:** Please note that due to the COVID-19 pandemic, statewide assessments were canceled in the spring of 2020. No academic evaluation has been made in this report due to absent and incomplete data. The academic outcomes overview page only includes graduation rate (if applicable), though the measure is not rated.

The [performance framework](#) rubrics provide detail on calculations and data sources.

---

*Each authorized chartering entity shall annually publish and make available to the public a performance report for each public charter school it oversees, in accordance with the performance framework set forth in the performance certificate and section 33-5209(C)(2), Idaho Code.*

---

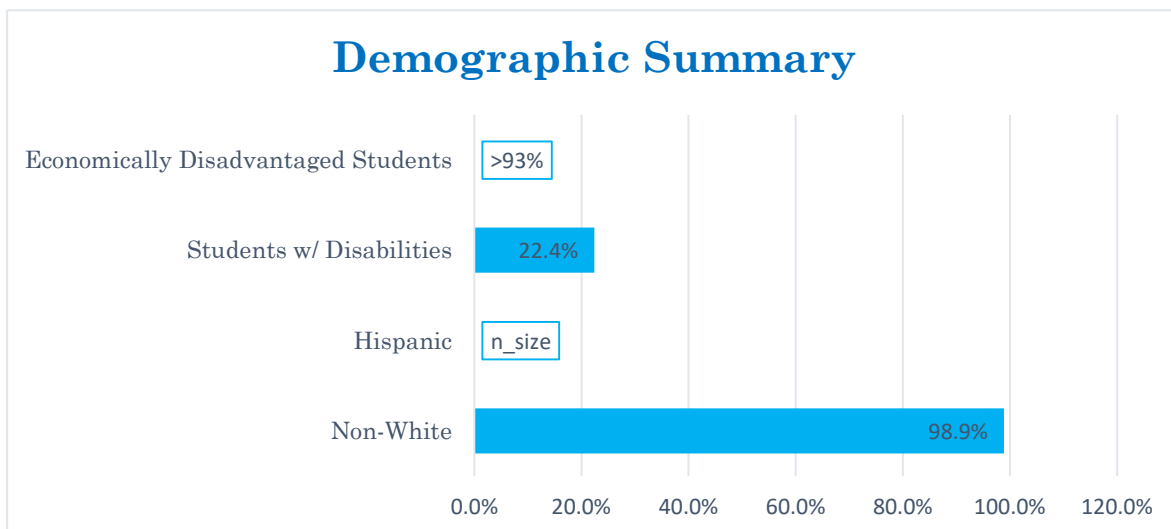
## School Overview

### Key Design Elements

- Provision of Shoshoni language immersion program.
- Provision of instruction in Shoshone-Bannock culture.
- Emphasis on a thematic approach to instruction.

---

### DEMOGRAPHIC SUMMARY



## Annual Snapshot



*Schools are encouraged to use this information for strategic planning and to ensure that any identified weaknesses are addressed in advance of renewal consideration.*

| <b>ACADEMIC</b>      |                              |
|----------------------|------------------------------|
| Math Proficiency     | <i>Not Applicable (2020)</i> |
| ELA Proficiency      | <i>Not Applicable (2020)</i> |
| Literacy Proficiency | <i>Not Applicable (2020)</i> |
| Math Growth          | <i>Not Applicable (2020)</i> |
| ELA Growth           | <i>Not Applicable (2020)</i> |

| <b>FINANCIAL HEALTH<br/>(NEAR TERM MEASURES)</b> |                               |
|--|-------------------------------|
| Current Ratio                                    | <i>Exceeds Standard</i>       |
| Unrestricted Days Cash                           | <i>Exceeds Standard</i>       |
| Default  | <i>Exceeds Standard</i>       |
| Enrollment Variance                              | <i>Does Not Meet Standard</i> |

| <b>BOARD STEWARDSHIP</b> |                         |
|--------------------------|-------------------------|
| Governance Structure     | <i>Exceeds Standard</i> |
| Governance Oversight     | <i>Exceeds Standard</i> |
| Governance Compliance    | <i>Exceeds Standard</i> |

| <b>FINANCIAL HEALTH<br/>(SUSTAINABILITY MEASURES)</b> |                         |
|---|-------------------------|
| Total Margin  | <i>Exceeds Standard</i> |
| Cash Flow   | <i>Meets Standard</i>   |
| Debt Service Coverage Ratio                           | <i>Exceeds Standard</i> |
| Debt Asset Ratio                                      | <i>Exceeds Standard</i> |
| Financial Compliance                                  | <i>Meets Standard</i>   |

| <b>MANAGEMENT</b>          |                            |
|----------------------------|----------------------------|
| Student Services           | <i>Exceeds Standard</i>    |
| Data Security/Transparency | <i>Exceeds Standard</i>    |
| Facility & Services        | <i>Exceeds Standard</i>    |
| Operational Compliance     | <i>Approaches Standard</i> |

## Academic Outcomes

### Proficiency

(Data Source: Scatterplot)

| <b>Math Proficiency</b>  | <b>Standard Rating</b> |
|--|------------------------|
| Math proficiency data is not available for FY20.   | N/A                    |
| <b>ELA Proficiency</b>   | <b>Standard Rating</b> |
| ELA proficiency data is not available for FY20.  | N/A                    |
| <b>IRI Spring Proficiency</b>  | <b>Standard Rating</b> |
| IRI spring proficiency data is not available for FY20                                      | N/A                    |
| <b>Comments/ Context:</b><br><i>Academic ratings are not applicable for 2020 outcomes.</i> |                        |

### Growth

(Data Source: Scatterplot)

| <b>Math Growth</b>   | <b>Standard Rating</b> |
|--|------------------------|
| Math growth data is not available for FY20.  | N/A                    |
| <b>ELA Growth</b>  | <b>Standard Rating</b> |
| ELA growth data is not available for FY20.   | N/A                    |
| <b>Comments/ Context:</b><br><i>Academic ratings are not applicable for 2020 outcomes.</i> |                        |

## Mission Specific Goals

| <b>Shoshone Language Proficiency</b>   | <b>Standard Rating</b> |
|--|------------------------|
| As no other academic data is available for FY20, this goal is waived for FY20.             | N/A                    |
| <b>ELA Proficiency American Indian Subgroup</b>  | <b>Standard Rating</b> |
| ELA Proficiency data for this subgroup is not available for FY20.                          | N/A                    |
| <b>Math Proficiency American Indian Subgroup</b>   | <b>Standard Rating</b> |
| Math Proficiency data for this subgroup is not available for FY20.                         | N/A                    |
| <b>Science Proficiency American Indian Subgroup</b>  | <b>Standard Rating</b> |
| Science Proficiency data for this subgroup is not available for FY20.                      | N/A                    |
| <b>Comments/ Context:</b><br><i>Academic ratings are not applicable for 2020 outcomes.</i> |                        |

## Operational Outcomes: Board Stewardship

| <b>STANDARD RATING: EXCEEDS STANDARD</b>   |  |
|--|--|
| <b>Governance Structure</b>  | <b>Data/Evidence Source</b>  |
| The board bylaws are compliant with ID law.  | Bylaws 10/23/2012<br>*Please provide an updated copy if any amendments have been made.   |
| The school's articles of incorporation are current.  | Articles of Incorporation initially filed on 9/1/11.<br>Most recently updated on 9/3/20. |
| The board does operate in compliance with its bylaws.  | *No instances of non-compliance documented.  |
| Investigations were not conducted into either ethical behavior or conflict of interest regarding any board director this year. | *No instances of non-compliance documented.  |
| The board did not experience Open Meeting Law violations that needed to be cured this year.                                    | *No instances of non-compliance documented.  |
| <b>Comments/ Context:</b> The school has met this standard for 3 or more consecutive years.                                    |  |

| <b>STANDARD RATING: EXCEEDS STANDARD</b>  |   |
|---|---|
| <b>Governance Oversight</b>   | <b>Data/Evidence Source</b>                 |
| The board did review academic data in a timely and thorough manner.                             | *No instances of non-compliance documented. |
| The board did review financial reports in a timely and thorough manner.                         | *No instances of non-compliance documented. |
| The board did maintain compliant policies.  | *No instances of non-compliance documented. |
| The board did engage in strategic planning.   | *No instances of non-compliance documented. |
| The board did conduct a compliant evaluation of their school leader or management organization. | *No instances of non-compliance documented. |
| <b>Comments/ Context:</b> The school has met this standard for 3 or more consecutive years.     |   |

| <b>STANDARD RATING: EXCEEDS STANDARD</b>  |   |
|---|---|
| <b>Governance Compliance</b>  | <b>Data/Evidence Source</b>                 |
| The PCSC did not issue courtesy letters to the school noting compliance concerns this year. | *No instances of non-compliance documented. |
| Another investigative body was not notified of concerns at this school this year.           | *No instances of non-compliance documented. |
| <b>Comments/ Context:</b> The school has met this standard for 3 or more consecutive years. |   |



## Operational Outcomes: Management

| <b>STANDARD RATING: EXCEEDS STANDARD</b>  |   |
|---|---|
| <b>Student Services</b>   | <b>Data/Evidence Source</b>                 |
| The school's English Language Learners program is in good standing.                         | *No instances of non-compliance documented. |
| The school's Special Education program is in good standing.                                 | *No instances of non-compliance documented. |
| The school's college and career readiness program are in good standing.                     | Continuous Improvement Plan 2019-2020       |
| <b>Comments/ Context:</b> The school has met this standard for 3 or more consecutive years. |   |

| <b>STANDARD RATING: EXCEEDS STANDARD</b>  |   |
|---|---|
| <b>Data Security and Information Transparency</b>   | <b>Data/Evidence Source</b>                 |
| The school's website is compliant and updated appropriately.                                | *No instances of non-compliance documented. |
| The school did not experience issues involving data security this year.                     | *No instances of non-compliance documented. |
| The school did not experience compliance issues with public records requests.               | *No instances of non-compliance documented. |
| <b>Comments/ Context:</b> The school has met this standard for 3 or more consecutive years. |   |

| <b>STANDARD RATING: EXCEEDS STANDARD</b>  |   |
|---|---|
| <b>Facility and Services</b>  | <b>Data/Evidence Source</b>   |
| The school's occupancy certificate is current.  | *No instances of non-compliance documented.<br><i>Please provide an updated copy for the 2020-2021 school year to PCSC staff.</i> |
| Safety inspections and evacuation drills are compliant.                                     | *No instances of non-compliance documented.<br><i>Please provide an updated copy for the 2020-2021 school year to PCSC staff.</i> |
| The school does provide daily transportation for students.                                  | *No instances of non-compliance documented.   |
| The school does provide a National School Lunch Program.                                    | *No instances of non-compliance documented.   |
| <b>Comments/ Context:</b> The school has met this standard for 3 or more consecutive years. |   |

| <b>STANDARD RATING: APPROACHES STANDARD</b>                                   |   |
|---|---|
| <b>Operational Compliance</b>   | <b>Data/Evidence Source</b>                 |
| Required reports were not submitted accurately and on time.                   | *See Comments/Context                       |
| The enrollment process is compliant.  | *No instances of non-compliance documented. |
| The teachers are properly credentialed.                                       | *No instances of non-compliance documented. |
| Corrective action plans were not issued by the SDE this year.                 | *No instances of non-compliance documented. |
| <b>Comments/ Context:</b> ISEE report was submitted late by CTEA (3/26/2020). |   |

## Financial Outcomes

(Primary Data Source: FY20 Financial Audit.)

| <b>Near Term Measures</b>  |                               | <b>STANDARD RATING</b>        |
|--|-------------------------------|-------------------------------|
| The school has a current ratio of more than 1.5.   | Current Ratio 41.33           | <b>Exceeds Standard</b>       |
| The school has more than 60 days cash on hand.   | 149 Days                      | <b>Exceeds Standard</b>       |
| The school is not in default of any financial obligations and did not experience any instances of default during the fiscal year. The school has met this standard for at least 3 consecutive years.   | No Default                    | <b>Exceeds Standard</b>       |
| Enrollment variance was less than 90% and the school did not provide evidence of mid-year budget amendments or operational changes evidencing at least a break-even budget based on mid-term enrollment and any resulting revenue adjustments. | Enrollment Variance<br>77.36% | <b>Does Not Meet Standard</b> |

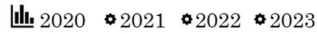
| <b>Sustainability Measures</b>   |   | <b>STANDARD RATING</b>  |
|--|---|-------------------------|
| The school has met standard for 3 or more consecutive years.   | CY Total Margin 7.85%<br>3-Year Aggregated<br>5.58%                                     | <b>Exceeds Standard</b> |
| Multi-Year Cumulative Cash Flow is positive, and Cash Flow is positive in the most recent year is positive | Most Recent Year<br>\$121,737.00<br>Previous Year<br>\$99,104.00<br>3-Year \$220,851.00 | <b>Meets Standard</b>   |
| The school's debt service coverage ratio is 1.5 or greater OR the school operates debt-free                | Debt Service Coverage<br>Ratio 3.76   | <b>Exceeds Standard</b> |
| The school has met standard for 3 consecutive years, OR the school operates debt-free                      | Debt/Asset Ratio 0.02   | <b>Exceeds Standard</b> |

### STANDARD RATING: MEETS STANDARD

| <b>Financial Operations</b>   | <b>Data and/or Evidence Source</b>  |
|---|---|
| The school's finances are managed in compliance with GAAP.                        | *No instances of non-compliance documented<br>Financial Audit 10/30/2020                            |
| Expenditures and contracts are posted online appropriately.                       | The school's expenditure webpage was reviewed quarterly. No instances of non-compliance documented. |
| The school maintains compliant internal controls.                                 | *No instances of non-compliance documented  |
| The school is not operating under a Notification of Fiscal Concern.               | NA  |
| The school is not operating under a Notification of Possible or Imminent Closure. | NA  |
| <b>Comments/Context</b>   |   |

## Longitudinal Data Snapshot (2019-2022)


### Operational Outcomes: Board Stewardship



|                       | 2020             | 2021               | 2022               | 2023               |
|-----------------------|------------------|--------------------|--------------------|--------------------|
| Governance Structure  | EXCEEDS STANDARD | DATA NOT AVAILABLE | DATA NOT AVAILABLE | DATA NOT AVAILABLE |
| Governance Oversight  | EXCEEDS STANDARD | DATA NOT AVAILABLE | DATA NOT AVAILABLE | DATA NOT AVAILABLE |
| Governance Compliance | EXCEEDS STANDARD | DATA NOT AVAILABLE | DATA NOT AVAILABLE | DATA NOT AVAILABLE |

*“Success is the sum of small efforts repeated day in and day out.”*  
*-Anonymous*

### Operational Outcomes: Management



*“Education is the MOST powerful weapon which you can use to change the world.”*  
*-Nelson Mandela*

|                              | 2020                | 2021               | 2022               | 2023               |
|------------------------------|---------------------|--------------------|--------------------|--------------------|
| Student Services             | EXCEEDS STANDARD    | DATA NOT AVAILABLE | DATA NOT AVAILABLE | DATA NOT AVAILABLE |
| Data Security & Transparency | EXCEEDS STANDARD    | DATA NOT AVAILABLE | DATA NOT AVAILABLE | DATA NOT AVAILABLE |
| Facility & Services          | EXCEEDS STANDARD    | DATA NOT AVAILABLE | DATA NOT AVAILABLE | DATA NOT AVAILABLE |
| Operational Compliance       | APPROACHES STANDARD | DATA NOT AVAILABLE | DATA NOT AVAILABLE | DATA NOT AVAILABLE |