



INSPIRE CONNECTIONS ACADEMY



ANNUAL PERFORMANCE REPORT

2015-2016

Idaho Public Charter School Commission
304 North 8th Street, Room 242
Boise, Idaho 83702

Phone: (208) 332-1561
chartercommission.idaho.gov

Alan Reed, Chairman
Tamara Baysinger, Director

Distributed January 2017

Introduction

Each year, Idaho's Public Charter School Commission (PCSC) issues a performance report to every school in its portfolio. The annual report serves several purposes:

1. To provide transparent, data-driven information about charter school quality;
2. To ensure that charter school boards have access to clear expectations and are provided maximum opportunity to correct any deficiencies prior to their renewal year; and
3. To inform mid-term decision making, such as the evaluation of charter amendment proposals.

This report contains an overview of the school, including its history, mission, leadership, and demographics. The overview is followed by the school's performance framework, including outcomes for the most recently completed school year.

The performance framework is comprised of four sections: Academic, Mission-Specific, Operational, and Financial. Each section contains a number of measures intended to evaluate the school's performance against specific criteria. The scorecard pages of the framework offer a summary of the school's scores and accountability designation ranging from Honor (high) to Critical (low).

Due to significant and ongoing changes to the state's school accountability system, many of the academic measures in the performance framework could not be scored this year. Data for all of the growth measures and most of the post-secondary readiness measures was unavailable. As a result, academic framework scores cannot reflect the intended scope of information.

Additionally, although ISAT Math and English Language Arts proficiency data was available, it was gathered using an assessment that the state adopted subsequent to the framework's development. The cut scores used to establish proficiency remain under evaluation, and it cannot be determined at this time whether or not the rating categories within each framework measure are appropriate in the context of the new assessment.

For these reasons, we have eliminated academic framework scores from this report and instead provided comparisons of the public charter schools' proficiency rates to those of the state as a whole, as well as to area schools that serve similar grade ranges. In some cases, comparisons cannot be provided because the data is masked per state law or statistical irrelevance.

To facilitate a clearer context for the academic results contained in this report, the demographic, enrollment, and school leadership data provided is from the 2014-15 school year. Updated enrollment and school leadership information is available upon request from the school or PCSC office.

Schools had an opportunity to correct or clarify their framework outcomes prior to the publication of this report.

Public charter school operations are inherently complex. For this reason, readers are encouraged to consider the scores on individual measures within the framework as a starting point for gaining full, contextualized understanding of the school's performance.

Additional information about how the performance framework was developed and how results may be interpreted is available on the PCSC's website: chartercommission.idaho.gov.

School Overview

Mission Statement	To help each student maximize his or her potential and meet the highest performance standards. Connections Academy is a high-quality, high-tech, high-touch "school without walls" that brings out the best in every student.	
Key Design Elements	<ul style="list-style-type: none"> • Implementation of Personalized Learning Plans (PLPs) designed collaboratively by teachers, parents and students to support each student's personal and/or academic growth • Ensuring appropriate one-on-one student/teacher/guardian or learning coach interaction <ul style="list-style-type: none"> ◦ For elementary (K-5) students, the minimum interaction frequency will be bi-monthly ◦ For secondary (6-12) students, the minimum will be eight (8) times per school year ◦ Weekly live lessons will be consistently available to all students • Fostering collaborative staff teamwork through a Professional Learning Community (PLC) model • Providing enhanced learning through online technology 	
School Contact Information	Address: 600 N Steelhead Way Boise, Idaho 83704	Phone: 208-322-4002
Surrounding District	State of Idaho	
Opening Year	2006	
Current Term	December 12, 2013 - June 30, 2018	
K-12	K-12	
Enrollment	Approved: Unlimited	Actual: 957

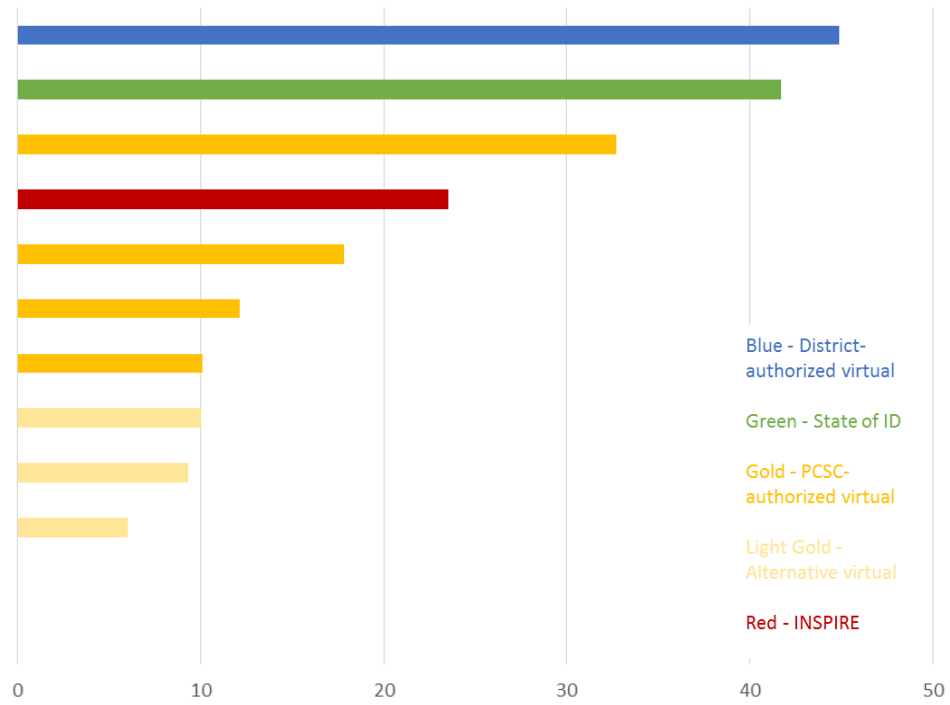
School Leadership (2015-2016)	Role
Marcia Rowe	Board President
Amy Peterson	Board Secretary
Tanya Deyo Barlow	Board Treasurer
Petra Jauregui	Board Member
Eric Miner	Board Member
Karen Glassman	Administrator

	School	Surrounding District	State
Non-White	13.03%	N/A	23.84%
Limited English Proficiency	0.83%	N/A	8.61%
Special Needs	10.53%	N/A	9.76%
Free & Reduced Lunch	51.41%	N/A	47.27%

Academic Measure	Result
Percentage of Students Meeting or Exceeding Proficiency in Math	23.5%
Percentage of Students Meeting or Exceeding Proficiency in English Language Arts	52.9%
Percentage of Students Meeting or Exceeding Proficiency In Science	64.6%
Graduation Rate (4-year cohort data from 2015)	40%*

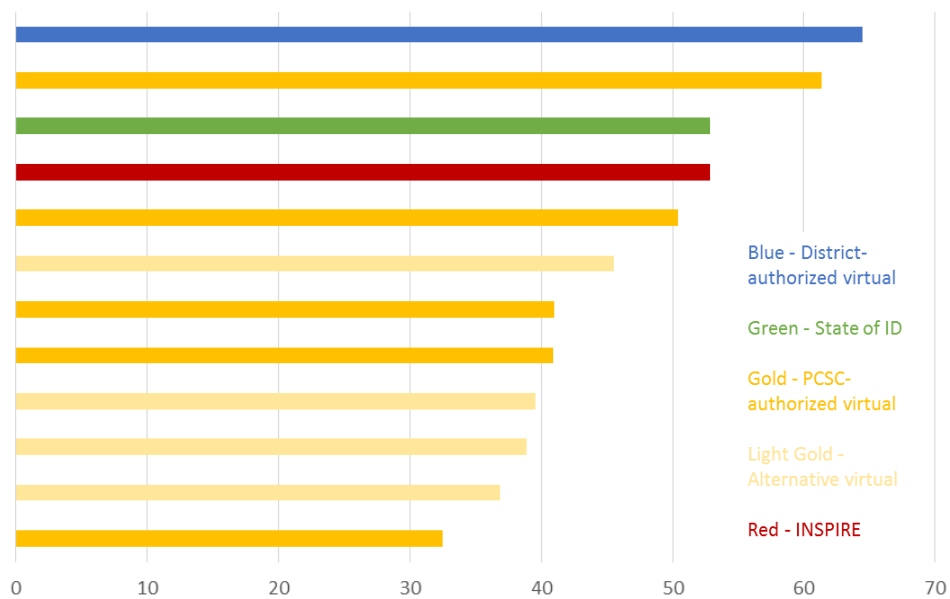
*The school's 5-year cohort graduation rate, based on 2014 data, is 39%.

Virtual Schools Grades K-12 Math Percentage Proficient/Advanced



School names are masked to protect individually identifiable student information.

Virtual Schools Grades K-12 ELA Percentage Proficient/Advanced



School names are masked to protect individually identifiable student information.

PUBLIC CHARTER SCHOOL COMMISSION - PERFORMANCE FRAMEWORK

Name of School: INSPIRE Connections Academy Year Opened: 2006 Operating Term: 12/12/13 - 6/30/18 Date Executed: 12/12/2013

Introduction

Idaho's charter school legislation requires each public charter school authorizer to develop a Performance Framework on which the provisions of the Performance Certificate will be based. Performance Frameworks must clearly set forth the academic and operational performance indicators, measures, and metrics that will guide the authorizer's evaluations of each public charter school, and must contain the following:

- Indicators, measures, and metrics for student academic proficiency;
- Indicators, measures, and metrics for student academic growth;
- Indicators, measures, and metrics for college and career readiness (for high schools); and
- Indicators, measures, and metrics for board performance and stewardship, including compliance with all applicable laws, regulations and terms of the performance certificate.

The measurable performance targets contained within the framework must require, at a minimum, that each school meet applicable federal, state, and authorizer goals for student achievement. This Performance Framework was adopted by the Public Charter School Commission (PCSC) on August 30, 2013, and is intended for use with non-alternative public charter schools authorized by the PCSC.

Performance Framework Structure

The Performance Framework is divided into four sections: Academic, Mission-Specific, Operational, and Financial. The Academic and Mission-Specific sections comprise the primary indicators on which most renewal or non-renewal decisions will be based. The Operational and Financial sections contribute additional indicators that will, except in cases of egregious failure to meet standards, be considered secondary.

Academic:

A high percentage (60%) of a school's total score for the Academic & Mission Specific Accountability Designation reflects the school's performance on a set of academic measures. These measures are the same for all non-alternative schools. The "Meets Standard" rating for each measure is designed to align closely with state minimum standards as established in Idaho's ESEA waiver and Star Rating System.

Mission-Specific:

A significant portion (40%) of a school's total score for the Academic & Mission Specific Accountability Designation reflects the school's performance on a set of mission-specific measures. These measures may be academic or non-academic in nature, but must be objective and data-driven. The number and weighting of mission-specific measures should be established during one-on-one negotiations between the school and authorizer.

During their first Performance Certificate term only, schools authorized to open in or before Fall 2014 may choose to opt out of the Mission-Specific section of the framework. Schools choosing to opt out of Mission-Specific measures for their first term agree that the weight of those measures will be placed instead on the Academic section, which then becomes the single, primary factor considered for purposes of renewal or non-renewal.

Operational:

Operational indicators comprise a secondary element for consideration during the renewal process. While each school will receive a score in the operational section, this score should not be used as the primary rationale for non-renewal unless the non-compliance with organizational expectations is severe or systemic. Particularly for a school whose academic performance meets or exceeds standards, poor results in this area are more likely to lead to a conditional renewal decision than to non-renewal.

Financial:

Financial indicators comprise a secondary element for consideration during the renewal process. While each school will receive a score in the financial section, this score should not be used as the primary rationale for non-renewal unless the school's financial state at the time of renewal is dire. Particularly for a school whose academic performance meets or exceeds standards, poor results in this area are more likely to lead to a conditional renewal decision than to non-renewal. The PCSC may also elect to renew a financially troubled school that is clearly providing a high quality education, but notify the SDE of the situation so that the payment schedule may be modified in order to safeguard taxpayer dollars.

Accountability Designations

Calculation of the percentage of eligible points earned for each school will guide the determination of that school's accountability designation: Honor, Good Standing, Remediation, or Critical. The accountability designation will, in turn, guide the PCSC's renewal or non-renewal decision-making. Measures for which a school lacks data due to factors such as grade configuration or small size will not contribute to that school's accountability designation. The PCSC will consider contextual factors affecting a school's accountability designation when making renewal or non-renewal decisions.

Honor:

Schools achieving at this level in all categories (academic, mission-specific, operational, and financial) are eligible for special recognition and will be recommended for renewal. Replication and expansion proposals are likely to succeed. The Framework places schools that earn 75-100% of the combined academic and mission-specific points possible in this accountability designation. It is possible for 5-star schools, high-range 4-star schools with solid mission-specific outcomes, and mid-range 4-star schools with strong mission-specific outcomes to receive an honor designation. Schools that fall into this point-percentage category but have poor operational and/or financial outcomes will not be eligible for an honor designation.

Good Standing:

Schools achieving at this level will be recommended for renewal; however, conditional renewal may be recommended if operational and/or financial outcomes are poor. Replication and expansion proposals will be considered. To be placed in this category, schools must receive the appropriate percentage of the combined academic and mission-specific points possible and have at least a 3-star rating. The Framework places schools that earn 55-74% of the combined academic and mission-specific points possible in this accountability designation. It is possible for 3-star or 4-star schools with solid mission-specific outcomes, or 5-star schools with poor mission-specific, financial, and/or operational outcomes to receive a good standing designation. Although 2-star schools with strong mission-specific outcomes could fall into this point-percentage range, they would not be eligible to receive a good standing designation due to their star ratings; the Framework is drafted thus in recognition of Idaho's statutory provision that the performance framework shall, at a minimum, require that each school meet applicable federal and state goals for student achievement.

Remediation:

Schools achieving at this level may be recommended for non-renewal or conditional renewal, particularly if operational and/or financial outcomes are poor. Replication and expansion proposals are unlikely to succeed. The Framework places schools that earn 31-54% of the combined academic and mission-specific points possible in this accountability designation. It is possible for 3-star schools with poor mission-specific outcomes, 2-star schools, or 1-star schools with strong mission-specific outcomes to receive a remediation designation.

Critical:

Schools achieving at this level face a strong likelihood of non-renewal, particularly if operational and/or financial outcomes are also poor. Replication and expansion proposals should not be considered. The Framework places schools that earn less than 30% of the combined academic and mission-specific points possible in this accountability designation. It is possible for 1-star schools or 2-star schools with poor mission-specific outcomes to receive a Critical designation.

INSPIRE --- PERFORMANCE FRAMEWORK SCORING

ACADEMIC	Measure	Possible Elem / MS Points	% of Total Points	POINTS EARNED	Possible HS Points	% of Total Points	POINTS EARNED
State/Federal Accountability	1a				25	0%	0.00
	1b				25	0%	0.00
Proficiency	2a				75	0%	0.00
	2b				75	0%	0.00
	2c				75	0%	0.00
Growth	3a				100	0%	0.00
	3b				100	0%	0.00
	3c				100	0%	0.00
	3d				75	0%	0.00
	3e				75	0%	0.00
	3f				75	0%	0.00
	3g				100	0%	0.00
College & Career Readiness	4a				50	0%	0.00
	4b1 / 4b2				50	0%	0.00
	4c				50	0%	0.00
Total Possible Academic Points					1050		
- Points from Non-Applicable					850		
Total Possible Academic Points for This School					200		
Total Academic Points Received							0.00
% of Possible Academic Points for This School							0.00%

MISSION-SPECIFIC	Measure	Possible Points	% of Total Points	POINTS EARNED	Possible Points	% of Total Points	POINTS EARNED
Parent Satisfaction	1				44.76	13%	44.76
Academic Growth of Struggling 2-6 Grade	2				44.76	13%	35.81
Grade Promotion of At-Risk K-8 Grade	3				21.9	7%	17.52
Credit Completion of At-Risk High School	4				21.9	7%	17.52
Total Possible Mission-Specific Points					133.32	40%	
Total Mission-Specific Points Received							115.61
% of Possible Mission-Specific Points Received							86.72%
TOTAL POSSIBLE ACADEMIC & MISSION-SPECIFIC POINTS					333.32		
TOTAL POINTS RECEIVED							115.61
% OF POSSIBLE ACADEMIC & MISSION-SPECIFIC POINTS							34.68%

OPERATIONAL	Measure	Points Possible	% of Total Points	Points Earned
Educational Program	1a	25	6%	25.00
	1b	25	6%	25.00
	1c	25	6%	25.00
	1d	25	6%	25.00
Financial Management & Oversight	2a	25	6%	25.00
	2b	25	6%	25.00
Governance & Reporting	3a	25	6%	25.00
	3b	25	6%	25.00
Students & Employees	4a	25	6%	25.00
	4b	25	6%	25.00
	4c	25	6%	25.00
	4d	25	6%	25.00
School Environment	5a	25	6%	25.00
	5b	25	6%	25.00
	5c	25	6%	25.00
Additional Obligations	6a	25	6%	25.00
TOTAL OPERATIONAL POINTS		400	100%	400.00
% OF POSSIBLE OPERATIONAL POINTS				100.00%

FINANCIAL	Measure	Points Possible	% of Total Points	Points Earned
Near-Term Measures	1a	0	0%	0.00
	1b	0	0%	0.00
	1c	50	50%	0.00
	1d	50	50%	50.00
Sustainability Measures	2a	0	0%	0.00
	2b	0	0%	0.00
	2c	0	0%	0.00
	2d	0	0%	0.00
TOTAL FINANCIAL POINTS		100	100%	50.00
% OF POSSIBLE FINANCIAL POINTS				50.00%

The financial measures included here are based on industry standards. They are not intended to reflect the nuances of a school's financial status. A low score on any single measure indicates only the possibility of a problem. In many cases, contextual information that alleviates concern is provided in the notes that accompany individual measures. Please see the financial section of this framework for additional detail.

INSPIRE --- PERFORMANCE FRAMEWORK SCORING

ACCOUNTABILITY DESIGNATION	Academic & Mission-Specific	% of Points Possible Earned	Operational		Financial	
	Range		Range	% of Points Possible Earned	Range	% of Points Possible Earned
Honor Schools achieving at this level in all categories are eligible for special recognition and will be recommended for renewal. Replication and expansion proposals are likely to succeed.	75% - 100% of points possible		90% - 100% of points possible	100.00%	85% - 100% of points possible	
Good Standing Schools achieving at this level in Academic & Mission-Specific will be recommended for renewal; however, conditional renewal may be recommended if Operational and/or inancial outcomes are poor. Replication and expansion proposals will be considered. To be placed in this category for Academic & Mission-Specific, schools must receive the appropriate percentage of points and have at least a Three Star Rating.	55% - 74% of points possible		80% - 89% of points possible		65% - 84% of points possible	
Remediation Schools achieving at this level in Academic & Mission-Specific may be recommended for non-renewal or conditional renewal, particularly if Operational and/or Financial outcomes are also poor. Replication and expansion proposals are unlikely to succeed.	31% - 54% of points possible		61% - 79% of points possible		46% - 64% of points possible	50.00%
Critical Schools achieving at this level in Academic & Mission-Specific level face a strong likelihood of non-renewal, particularly if Operational and/or Financial outcomes are also poor. Replication and expansion proposals should not be considered.	0% - 30% of points possible		0% - 60% of points possible		0% - 45% of points possible	

INDICATOR 1: STATE AND FEDERAL ACCOUNTABILITY							
Measure 1a	Is the school meeting acceptable standards according to existing state grading or rating systems?	Result (Stars)	Points Possible			Points Earned	
Overall Star Rating				25			
				20			
				15			
				0			
			0				
Notes						0	
Measure 1b	Is the school meeting state designation expectations as set forth by state and federal accountability systems?	Result	Points Possible			Points Earned	
State Designations				25			
				15			
				0			
				0			
Notes						0	
INDICATOR 2: STUDENT ACADEMIC PROFICIENCY							
Measure 2a	Are students achieving reading proficiency on state examinations?	Result (Percentage)	Points Possible	Possible in this Range	Percentile Targets	Percentile Points	Points Earned
ISAT / SBA % Proficiency							
Reading							
Notes							
Measure 2b	Are students achieving math proficiency on state examinations?	Result (Percentage)	Points Possible	Possible in this Range	Percentile Targets	Percentile Points	Points Earned
ISAT / SBA % Proficiency							
Math							
Notes							

Measure 2c ISAT / SBA % Proficiency Language Arts	Are students achieving language proficiency on state examinations?	Result (Percentage)	Points Possible	Possible in this Range	Percentile Targets	Percentile Points	Points Earned
	Exceeds Standard: 90% or more of students met or exceeded proficiency.		57-75	19	90-100	11	0
	Meets Standard: Between 65-89% of students met or exceeded proficiency.		38-56	19	65-89	25	0
	Does Not Meet Standard: Between 41-64% of students met or exceeded proficiency.		20-37	18	41-64	24	0
	Falls Far Below Standard: Fewer than 41% of students met or exceeded proficiency.		0-19	19	1-40	40	0
Notes							
INDICATOR 3: STUDENT ACADEMIC GROWTH							
Measure 3a Criterion-Referenced Growth in Reading	Are students making adequate annual academic growth to achieve proficiency in reading with 3 years or by 10th grade?	Result (Percentage)	Points Possible	Possible in this Range	Percentile Targets	Percentile Points	Points Earned
	Exceeds Standard: At least 85% of students are making adequate academic growth.		76-100	25	85-100	16	0
	Meets Standard: Between 70-84% of students are making adequate academic growth.		51-75	25	70-84	15	0
	Does Not Meet Standard: Between 50-69% of students are making adequate academic growth.		26-50	25	50-69	20	0
	Falls Far Below Standard: Fewer than 50% of students are making adequate academic growth.		0-25	25	1-49	49	0
Notes							
Measure 3b Criterion-Referenced Growth in Math	Are students making adequate annual academic growth to achieve math proficiency within 3 years or by 10th grade?	Result (Percentage)	Points Possible	Points possible in this Range	Percentile Targets	Percentile Points	Points Earned
	Exceeds Standard: At least 85% of students are making adequate academic growth.		76-100	25	85-100	16	0
	Meets Standard: Between 70-84% of students are making adequate academic growth.		51-75	25	70-84	15	0
	Does Not Meet Standard: Between 50-69% of students are making adequate academic growth.		26-50	25	50-69	20	0
	Falls Far Below Standard: Fewer than 50% of students are making adequate academic growth.		0-25	25	1-49	49	0
Notes							
Measure 3c Criterion-Referenced Growth in Language	Are students making adequate annual academic growth to achieve language proficiency within 3 years or by 10th grade?	Result (Percentage)	Points Possible	Possible in this Range	Percentile Targets	Percentile Points	Points Earned
	Exceeds Standard: At least 85% of students are making adequate academic growth.		76-100	25	85-100	16	0
	Meets Standard: Between 70-84% of students are making adequate academic growth.		51-75	25	70-84	15	0
	Does Not Meet Standard: Between 50-69% of students are making adequate academic growth.		26-50	25	50-69	20	0
	Falls Far Below Standard: Fewer than 50% of students are making adequate academic growth.		0-25	25	1-49	49	0
Notes							

Measure 3d Norm-Referenced Growth in Reading	Are students making expected annual academic growth in reading compared to their academic peers?	Result (Percentile)	Points Possible	Possible in this Range	Percentile Targets	Percentile Points	Points Earned
	Exceeds Standard:		57-75	19	66-99	34	0
	Meets Standard:		38-56	19	43-65	23	0
	Does Not Meet Standard:		20-37	18	30-42	13	0
	Falls Far Below Standard:		0-19	19	1-29	29	0
Notes							
Measure 3e Norm-Referenced Growth in Math	Are students making expected annual academic growth in math compared to their academic peers?	Result (Percentile)	Points Possible	Possible in this Range	Percentile Targets	Percentile Points	Points Earned
	Exceeds Standard:		57-75	19	66-99	34	0
	Meets Standard:		38-56	19	43-65	23	0
	Does Not Meet Standard:		20-37	18	30-42	13	0
	Falls Far Below Standard:		0-19	19	1-29	29	0
Notes							
Measure 3f Norm-Referenced Growth in Language	Are students making expected annual academic growth in language compared to their academic peers?	Result (Percentile)	Points Possible	Possible in this Range	Percentile Targets	Percentile Points	Points Earned
	Exceeds Standard:		57-75	19	66-99	34	0
	Meets Standard:		38-56	19	43-65	23	0
	Does Not Meet Standard:		20-37	18	30-42	13	0
	Falls Far Below Standard:		0-19	19	1-29	29	0
Notes							
Measure 3g Subgroup Growth Combined Subjects	Is the school increasing subgroup academic performance over time?	Result (Percentage)	Points Possible	Possible in this Range	Percentile Targets	Percentile Points	Points Earned
	Exceeds Standard:		76-100	25	70-100	31	0
	Meets Standard:		51-75	25	45-69	25	0
	Does Not Meet Standard:		26-50	25	30-44	15	0
	Falls Far Below Standard:		0-25	25	1-29	29	0
Notes							

INDICATOR 4: COLLEGE AND CAREER READINESS							
Measure 4a Advanced Opportunity Coursework	Are students participating successfully in advance opportunity coursework?	Result	Points Possible	Points Earned			
	Exceeds Standard: School earned 5 points in SRS Post-Secondary Content Area: Advanced Opportunity	5	50				
	Meets Standard: School earned 3-4 points in SRS Post-Secondary Content Area: Advanced Opportunity	3-4	30				
	Does Not Meet Standard: School earned 2 points in SRS Post-Secondary Content Area: Advanced Opportunity	2	10				
	Falls Far Below Standard: School earned 1 or fewer points in SRS Post-Secondary Content Area: Adv Oppty	1	0				
Notes				0			
Measure 4b1 College Entrance Exam Results	Does students' performance on college entrance exams reflect college readiness?	Result	Points Possible	Points Earned			
	Exceeds Standard: Effective in 2013-14, at least 35% of students met or exceeded the college readiness benchmark on an entrance or placement exam.	5	50				
	Meets Standard: Effective in 2013-14, between 25-34% of students met or exceeded the college readiness benchmark on an entrance or placement exam.)	3-4	30				
	Does Not Meet Standard: Effective in 2013-14, between 20-24% of students met or exceeded the college readiness benchmark on an entrance or placement exam.)	2	10				
	Falls Far Below Standard: Effective in 2013-14, fewer than 20% of students met or exceeded the college readiness benchmark on an entrance or placement exam.	1	0				
Notes				0			
Measure 4b2 College Entrance Exam Results	Does students' performance on college entrance exams reflect college readiness?	Result	Points Possible	Points Earned			
	Exceeds Standard: Effective in 2014-15 and thereafter, at least 45% of students met or exceeded the college readiness benchmark on an entrance or placement exam.	5	50				
	Meets Standard: Effective in 2014-15 and thereafter, between 35-44% of students met or exceeded the college readiness benchmark on an entrance or placement exam.	3-4	30				
	Does Not Meet Standard: Effective in 2014-15 and thereafter, between 30-34% of students met or exceeded the college readiness benchmark on an entrance or placement exam.	2	10				
	Falls Far Below Standard: Effective in 2014-15 and thereafter, fewer than 30% of students met or exceeded the college readiness benchmark on an entrance or placement exam.	1	0				
Notes				0			
Measure 4c Graduation Rate	Are students graduating from high school?	Result (Percentage)	Possible Overall	Possible in this Range	Percentile Targets	Percentile Points	Points Earned
	Exceeds Standard: At least 90% of students graduated from high school.		39-50	12	90-100	11	0
	Meets Standard: 81-89% of students graduated from high school.		26-38	13	81-89	9	0
	Does Not Meet Standard: 71%-80% of students graduated from high school.		14-25	12	71-80	10	0
	Falls Far Below Standard: Fewer than 70% of students graduated from high school.		0-13	13	1-70	70	0
Notes							0

MISSION-SPECIFIC GOALS				
Measure 1	Is the school successfully fulfilling parents' expectations?	Result	Points Possible	Points Earned
	<p>Exceeds Standard: 85% or more of parents who participated in the annual Parent Satisfaction Survey responded favorably, on average, across the 12 survey questions.</p> <p>Meets Standard: 80% - 84% of parents who participated in the annual Parent Satisfaction Survey responded favorably, on average, across the 12 survey questions.</p> <p>Does Not Meet Standard: 65% - 79% of parents who participated in the annual Parent Satisfaction Survey responded favorably, on average, across the 12 survey questions.</p> <p>Falls Far Below Standard: Less than 65% of parents who participated in the annual Parent Satisfaction Survey responded favorably, on average, across the 12 survey questions.</p>	91.00%	235	235
			188	
			94	
			0	
				235.00
Notes	<p>Satisfaction will be measured by taking the average percent responding favorably on the 12 Parent Satisfaction Survey Questions* – questions which are indicative of a school's individual performance. The minimum response rate is 30%. If the response rate is below 30%, the points allocated for this measure will be evenly distributed among the remaining mission-specific measures. The school will report data to the PCSC by October 1 each year.</p> <p>*See Supplementary Info tab for questions.</p>			
Measure 2	Is the school helping elementary students who are struggling academically to make growth?	Result	Points Possible	Points Earned
	<p>Exceeds Standard: 80% or more of continuously enrolled students in grades 3 through 8 who placed in the lowest quartile of the fall LEAP assessments EITHER made at least 10 percentage points growth OR scored at least 75% on the spring assessment.</p> <p>Meets Standard: 60% to 79% of continuously enrolled students in grades 3 through 8 who placed in the lowest quartile of the fall LEAP assessments EITHER made at least 10 percentage points growth OR scored at least 75% on the spring assessment.</p> <p>Does Not Meet Standard: 40% to 59% of continuously enrolled students in grades 3 through 8 who placed in the lowest quartile of the fall LEAP assessments EITHER made at least 10 percentage points growth OR scored at least 75% on the spring assessment.</p> <p>Falls Far Below Standard: Less than 40% of continuously enrolled students in grades 3 through 8 who placed in the lowest quartile of the fall LEAP assessments EITHER made at least 10 percentage points growth OR scored at least 75% on the spring assessment.</p>		235	
		73.00%	188	188
			94	
			0	
				188.00
Notes	<p>"Continuously enrolled" is defined as being enrolled for two or more school years. A score of 75% or higher indicates mastery of grade level curriculum. The school will report data to the PCSC by October 1 each year.</p>			

Measure 3	Is the school preparing at-risk primary (K-8) students to promote to the next grade?	Result	Points Possible	Points Earned
	Exceeds Standard: 90% or more of at-risk primary students who have been continuously enrolled for a full academic year will qualify to promote to the next grade.		115	
	Meets Standard: 80% to 89% of at-risk primary students who have been continuously enrolled for a full academic year will qualify to promote to the next grade.	83.00%	92	92
	Does Not Meet Standard: 65% to 79% of at-risk primary students who have been continuously enrolled for a full academic year will qualify to promote to the next grade.		46	
	Falls Far Below Standard: Less than 65% of at-risk primary students who have been continuously enrolled for a full academic year will qualify to promote to the next grade.		0	
	Notes "At-risk" is defined as qualifying for free or reduced lunch. Students who have been "continuously enrolled for a full academic year" is defined as students who were enrolled as of October 1 of that academic year and attended the entire academic year. The school will report data to the PCSC by October 1 each year.			<u>92.00</u>
Measure 4	Is the school successfully guiding at-risk high school students (grades 9-11) toward appropriate levels of credit completion?	Result	Points Possible	Points Earned
	Exceeds Standard: 85% or more of at-risk 9th through 11th grade students who have been continuously enrolled for a full academic year will earn at least one fourth of the required HS credits towards standard high school diploma completion.		115	
	Meets Standard: 70% to 84% of at-risk 9th through 11th grade students who have been continuously enrolled for a full academic year will earn at least one fourth of the required HS credits towards standard high school diploma completion.	81.00%	92	92
	Does Not Meet Standard: 50% to 69% of at-risk 9th through 11th grade students who have been continuously enrolled for a full academic year will earn at least one fourth of the required HS credits towards standard high school diploma completion.		46	
	Falls Far Below Standard: Less than 50% of at-risk 9th through 11th grade students who have been continuously enrolled for a full academic year will earn at least one fourth of the required HS credits towards standard high school diploma completion.		0	0
	Notes "At-risk" is defined as qualifying for free or reduced lunch. Students who have been "continuously enrolled for a full academic year" is defined as students who were enrolled as of October 1 of that academic year and attended the entire academic year. The school will report data to the PCSC by October 1 each year.			<u>92.00</u>

INDICATOR 1: EDUCATIONAL PROGRAM			
Measure 1a Implementation of Educational Program	Is the school implementing the material terms of the educational program as defined in the performance certificate?	Result	Points Possible Points Earned
	Meets Standard: The school implements the material terms of the mission, vision, and educational program in all material respects and the implementation of the educational program reflects the essential elements outlined in the performance certificate, or the school has gained approval for a charter modification to the material terms.	No instances of non-compliance documented	25 25.00
	Does Not Meet Standard: School has deviated from the material terms of the mission, vision, and essential elements of the educational program as described in the performance certificate, without approval for a charter modification, such that the program provided differs substantially from the program described in the charter and performance certificate.	0	<hr/> 25.00
	Notes		
Measure 1b Education Requirements	Is the school complying with applicable education requirements?	Result	Points Possible Points Earned
	Exceeds Standard: The school materially complies with applicable laws, rules, regulations, and provisions of the performance certificate relating to education requirements, including but not limited to: Instructional time requirements, graduation and promotion requirements, content standards including the Common Core State Standards, the Idaho State Standards, State assessments, and implementation of mandated programming related to state or federal funding.	No instances of non-compliance documented	25 25.00
	Meets Standard: The school has exhibited non-compliance with applicable laws, rules, regulations, or provisions of the performance certificate relating to the education requirements; however, matters of non-compliance are minor and quickly remedied, with documentation, by the governing board.	15	
	Does Not Meet Standard: The school exhibits frequent and/or significant non-compliance with applicable laws, rules, regulations, and provisions of the performance certificate relating to education requirements; and/or matters of non-compliance are not quickly remedied, with documentation, by the governing board.	0	<hr/> 25.00
	Notes		
Measure 1c Students with Disabilities	Is the school protecting the rights of students with disabilities?	Result	Points Possible Points Earned
	Exceeds Standard: The school materially complies with applicable laws, rules, regulations, and provisions of the performance certificate relating to the treatment of students with identified disabilities and those suspected of having a disability, including but not limited to: Equitable access and opportunity to enroll; identification and referral; appropriate development and implementation of IEPs and Section 504 plans; operational compliance, including provision of services in the LRE and appropriate inclusion in the school's academic program, assessments, and extracurricular activities; discipline, including due process protections, manifestation determinations, and behavioral intervention plans; access to the school's facility and program; appropriate use of all available, applicable funding.	No instances of non-compliance documented	25 25.00
	Meets Standard: The school largely exhibits compliance with applicable laws, rules, regulations, or provisions of the performance certificate relating to the treatment of students with identified disabilities and those suspected of having a disability. Instances of non-compliance are minor and quickly remedied, with documentation, by the governing board.	15	
	Does Not Meet Standard: The school exhibits frequent and/or significant non-compliance with applicable laws, rules, regulations, and provisions of the performance certificate relating to the treatment of students with identified disabilities and those suspected of having a disability; and/or matters of non-compliance are not quickly remedied, with documentation, by the governing board.	0	<hr/> 25.00
	Notes		

Measure 1d English Language Learners	Is the school protecting the rights of English Language Learner (ELL) students? Exceeds Standard: The school materially complies with applicable laws, rules, regulations, and provisions of the performance certificate relating to requirements regarding ELLs, including but not limited to: Equitable access and opportunity to enroll; required policies related to the service of ELL students; compliance with native language communication requirements; proper steps for identification of students in need of ELL services; appropriate and equitable delivery of services to identified students; appropriate accommodations on assessments; exiting of students from ELL services; and ongoing monitoring of exited students. Matters of non-compliance, if any, are minor and quickly remedied, with documentation, by the governing board. Meets Standard: The school has exhibited non-compliance with applicable laws, rules, regulations, or provisions of the performance certificate relating to the treatment of ELL students; however, matters of non-compliance are minor and quickly remedied, with documentation, by the governing board. Does Not Meet Standard: The school exhibits frequent and/or significant non-compliance with applicable laws, rules, regulations, and provisions of the performance certificate relating to requirements regarding ELLs; and/or matters of non-compliance are not quickly remedied, with documentation, by the governing board.	Result	Points Possible	Points Earned
		No instances of non-compliance documented	25	25.00
			15	
			0	
Notes		25.00		
INDICATOR 2: FINANCIAL MANAGEMENT AND OVERSIGHT				
Measure 2a Financial Reporting and Compliance	Is the school meeting financial reporting and compliance requirements? Exceeds Standard: The school materially complies with applicable laws, rules, regulations, and provisions of the performance certificate relating to financial reporting requirements, including but not limited to: Complete and on-time submission of financial reports including annual budget, revised budgets (if applicable), periodic financial reports as required by the PCSC, and any reporting requirements if the board contracts with and Education Service Provider; on-time submission and completion of the annual independent audit and corrective action plans (if applicable); and all reporting requirements related to the use of public funds. Meets Standard: The school largely exhibits compliance with applicable laws, rules, regulations, or provisions of the performance certificate relating to financial reporting requirements. Instances of non-compliance are minor and quickly remedied, with documentation, by the governing board. Does Not Meet Standard: The school exhibits frequent and/or significant failure to comply with applicable laws, rules, regulations, and provisions of the performance certificate relating to financial reporting requirements; and/or matters of non-compliance are not quickly remedied, with documentation, by the governing board.	Result	Points Possible	Points Earned
		No instances of non-compliance documented	25	25.00
			15	
			0	
Notes		25.00		
Measure 2b GAAP	Is the school following Generally Accepted Accounting Principles (GAAP)? Meets Standard: The school materially complies with applicable laws, rules, regulations, and provisions of the performance certificate relating to financial management and oversight expectations as evidenced by an annual independent audit, including but not limited to: An unqualified audit opinion; an audit devoid of significant findings and conditions, material weaknesses, or significant internal control weaknesses; and an audit that does not include a going concern disclosure in the notes or an explanatory paragraph within the audit report. Does Not Meet Standard: The school exhibits failure to comply with applicable laws, rules, regulations, and provisions of the performance certificate relating to financial management and oversight expectations as evidenced by an annual independent audits; and/or matters of non-compliance are not quickly remedied, with documentation, by the governing board.	Result	Points Possible	Points Earned
		No instances of non-compliance documented	25	25.00
			0	
		Notes		25.00

GOVERNANCE AND REPORTING		Result	Points Possible	Points Earned
Measure 3a Governance Requirements	Is the school complying with governance requirements?			
	Exceeds Standard: The school materially complies with applicable laws, rules, regulations, and provisions of the performance certificate relating to governance by its board, including but not limited to: board policies; board bylaws; state open meetings law; code of ethics; conflicts of interest; board composition; and compensation for attendance at meetings.	No instances of non-compliance documented	25	25.00
	Meets Standard: The school largely exhibits compliance with applicable laws, rules, regulations, or provisions of the performance certificate relating to governance by its board. Instances of non-compliance are minor and quickly remedied, with documentation, by the governing board.		15	
	Does Not Meet Standard: The school exhibits frequent and/or significant failure to materially comply with applicable laws, rules, regulations, and provisions of the performance certificate relating to governance by its board; and/or matters of non-compliance are not quickly remedied, with documentation, by the governing board.		0	
Notes				25.00
		Result	Points Possible	Points Earned
Measure 3b Reporting Requirements	Is the school complying with reporting requirements?			
	Exceeds Standard: The school materially complies with applicable laws, rules, regulations, and requirements of the performance certificate relating to relevant reporting requirements to the PCSC, the SDE, and/or federal authorities, including but not limited to: accountability tracking; attendance and enrollment reporting; compliance and oversight; additional information requested by the authorizer.	No instances of non-compliance documented	25	25.00
	Meets Standard: The school largely exhibits compliance with applicable laws, rules, regulations, or provisions of the performance certificate relating to relevant reporting requirements to the PCSC, the SDE, and/or federal authorities. Instances of non-compliance are minor and quickly remedied, with documentation, by the governing board.		15	
	Does Not Meet Standard: The school exhibits frequent and/or significant failure to materially comply with applicable laws, rules, regulations, and provisions of the performance certificate relating to relevant reporting requirements to the PCSC, the SDE, and/or federal authorities; and/or matters of non-compliance are not quickly remedied, with documentation, by the governing board.		0	
Notes				25.00
INDICATOR 4: STUDENTS AND EMPLOYEES		Result	Points Possible	Points Earned
Measure 4a Student Rights	Is the school protecting the rights of all students?			
	Exceeds Standard: The school materially complies with applicable laws, rules, regulations, and requirements of the performance certificate relating to the rights of students, including but not limited to: policies and practices related to recruitment and enrollment; the collection and protection of student information; due process protections, privacy, civil rights, and student liberties requirements; conduct of discipline.	No instances of non-compliance documented	25	25.00
	Meets Standard: The school largely exhibits compliance with applicable laws, rules, regulations, or provisions of the performance certificate relating to the rights of students. Instances of non-compliance are minor and quickly remedied, with documentation, by the governing board.		15	
	Does Not Meet Standard: The school exhibits frequent and/or significant failure to materially comply with applicable laws, rules, regulations, and provisions of the performance certificate relating to the rights of students; and/or matters of non-compliance are not quickly remedied, with documentation, by the governing board.		0	
Notes				25.00

		Result	Points Possible	Points Earned
Measure 4b Credentialing	Is the school meeting teacher and other staff credentialing requirements?			
	Exceeds Standard: The school materially complies with applicable laws, rules, regulations, and requirements of the performance certificate relating to state and federal certification requirements.	No instances of non-compliance documented	25	25.00
	Meets Standard: The school largely exhibits compliance with applicable laws, rules, regulations, or requirements of the performance certificate relating to state and federal certification requirements. Instances of non-compliance are minor and quickly remedied, with documentation, by the governing board.		15	
	Does Not Meet Standard: The school exhibits frequent and/or significant failure to materially comply with applicable laws, rules, regulations, and provisions of the performance certificate relating to state and federal certification requirements; and/or matters of non-compliance are not quickly remedied, with documentation, by the governing board.		0	
Notes				25.00
		Result	Points Possible	Points Earned
Measure 4c Employee Rights	Is the school complying with laws regarding employee rights?			
	Exceeds Standard: The school materially complies with applicable laws, rules, regulations, and requirements of the performance certificate relating to employment considerations, including those relating to the Family Medical Leave Act, the Americans with Disabilities Act, and employment contracts.	No instances of non-compliance documented	25	25.00
	Meets Standard: The school largely exhibits compliance with applicable laws, rules, regulations, or requirements of the performance certificate relating to employment considerations or employee rights. Instances of non-compliance are minor and quickly remedied, with documentation, by the governing board.		15	
	Does Not Meet Standard: The school exhibits frequent and/or significant failure to materially comply with applicable laws, rules, regulations, and provisions of the performance certificate relating to employment considerations; and/or matters of non-compliance are not quickly remedied, with documentation, by the governing board.		0	
Notes				25.00
		Result	Points Possible	Points Earned
Measure 4d Background Checks	Is the school completing required background checks?			
	Exceeds Standard: The school materially complies with applicable laws, rules, regulations, and requirements of the performance certificate relating to background checks of all applicable individuals.	No instances of non-compliance documented	25	25.00
	Meets Standard: The school largely exhibits compliance with applicable laws, rules, regulations, or requirements of the performance certificate relating to background checks of all applicable individuals. Instances of non-compliance are minor and quickly remedied, with documentation, by the governing board.		15	
	Does Not Meet Standard: The school exhibits frequent and/or significant failure to materially comply with applicable laws, rules, regulations, and provisions of the performance certificate relating to background checks of all applicable individuals; and/or matters of non-compliance are not quickly remedied, with documentation, by the governing board.		0	
Notes				25.00

INDICATOR 5: SCHOOL ENVIRONMENT		Result	Points Possible	Points Earned
Measure 5a Facilities and Transportation	Is the school complying with facilities and transportation requirements?			
	Exceeds Standard: The school materially complies with applicable laws, rules, regulations, and requirements of the performance certificate relating to the school facilities, grounds, and transportation, including but not limited to: American's with Disabilities Act, fire inspections and related records, viable certificate of occupancy or other required building use authorization, documentation of requisite insurance coverage, and student transportation.	No instances of non-compliance documented	25	25.00
	Meets Standard: The school largely exhibits compliance with applicable laws, rules, regulations, or requirements of the performance certificate relating to the school facilities, grounds, or transportation. Instances of non-compliance are minor and quickly remedied, with documentation, by the governing board.		15	
	Does Not Meet Standard: The school exhibits frequent and/or significant failure to materially comply with applicable laws, rules, regulations, and provisions of the performance certificate relating to the school facilities, grounds, and transportation; and/or matters of non-compliance are not quickly remedied, with documentation, by the governing board.		0	
Notes				25.00
Measure 5b Health and Safety	Is the school complying with health and safety requirements?			
	Exceeds Standard: The school materially complies with applicable laws, rules, regulations, and requirements of the performance certificate relating to safety and the provision of health-related services.	No instances of non-compliance documented	25	25.00
	Meets Standard: The school largely exhibits compliance with applicable laws, rules, regulations, or requirements of the performance certificate relating to safety or the provision of health-related services. Instances of non-compliance are minor and quickly remedied, with documentation, by the governing board.		15	
	Does Not Meet Standard: The school exhibits frequent and/or significant failure to materially comply with applicable laws, rules, regulations, and provisions of the performance certificate relating to safety and the provision of health-related services; and/or matters of non-compliance are not quickly remedied, with documentation, by the governing board.		0	
Notes				25.00
Measure 5c Information Handling	Is the school handling information appropriately?			
	Exceeds Standard: The school materially complies with applicable laws, rules, regulations, and requirements of the performance certificate relating to the handling of information, including but not limited to: maintaining the security of and providing access to student records under the Family Educational Rights and Privacy Act and other applicable authorities; accessing documents maintained by the school under the state's Freedom of Information law and other applicable authorities; Transferring of student records; proper and secure maintenance of testing materials.	No instances of non-compliance documented	25	25.00
	Meets Standard: The school largely exhibits compliance with applicable laws, rules, regulations, or requirements of the performance certificate relating to the handling of information. Instances of non-compliance are minor and quickly remedied, with documentation, by the governing board.		15	
	Does Not Meet Standard: The school exhibits frequent and/or significant failure to materially comply with applicable laws, rules, regulations, and provisions of the performance certificate relating to the handling of information; and/or matters of non-compliance are not quickly remedied, with documentation, by the governing board.		0	
Notes				25.00

ADDITIONAL OBLIGATIONS				
Measure 6a Additional Obligations	Is the school complying with all other obligations?	Result	Points Possible	Points Earned
	Meets Standard: The school materially complies with all other material legal, statutory, regulatory, or contractual requirements contained in its charter contract that are not otherwise explicitly stated herein, including but not limited to requirements from the following sources: revisions to state charter law; and requirements of the State Department of Education. Matters of non-compliance, if any, are minor and quickly remedied, with documentation, by the governing board.	No instances of non-compliance documented	25	25.00
	Does Not Meet Standard: The school exhibits frequent and/or significant failure to materially comply with all other material legal, statutory, regulatory, or contractual requirements contained in its charter contract that are not otherwise explicitly stated herein; and/or matters of non-compliance are not quickly remedied, with documentation, by the governing board.		0	
Notes				<hr/> 25.00

INDICATOR 1: NEAR-TERM MEASURES			
Measure 1a	Current Ratio: Current Assets divided by Current Liabilities	Result	Points Possible
Current Ratio		Points Earned	
	Current Ratio is:		
	Meets Standard: Current Ratio is greater than or equal to 1.1 OR Current Ratio is between 1.0 and 1.1 and one-year trend is positive (current year ratio is higher than last year's). <i>Note: For schools in their first or second year of operation, the current ratio must be greater than or equal to 1.1.</i>	50	
	Does Not Meet Standard: Current Ratio is between 0.9 and 1.0 or equals 1.0 OR Current Ratio is between 1.0 and 1.1 and one-year trend is negative.	0.97	10
	Falls Far Below Standard: Current ratio is less than or equal to 0.9.	0	
			0.00
Notes	Due to the deficit protection clause in INSPIRE Academy's contract with Connections Education, the school will be exempt from evaluation of this measure. Result is provided for information only.		
Measure 1b	Unrestricted Days Cash: Unrestricted Cash divided by (Total Expenses minus Depreciation Expense / 365)	Result	Points Possible
Unrestricted Days Cash		Points Earned	
	No. of Days Cash:		
	Meets Standard: 60 Days Cash OR Between 30 and 60 Days Cash and one-year trend is positive. <i>Note: Schools in their first or second year of operation must have a minimum of 30 Days Cash.</i>	69	50
	Does Note Meet Standard: Days Cash is between 15-30 days OR Days Cash is between 30-60 days and one-year trend is negative.		10
	Falls Far Below Standard: Fewer than 15 Days Cash.		0
			0.00
Notes	Due to the deficit protection clause in INSPIRE Academy's contract with Connections Education, the school will be exempt from evaluation of this measure. Result is provided for information only.		
Measure 1c	Enrollment Variance: Actual Enrollment divided by Enrollment Projection in Charter School Board-Approved Budget	Result	Points Possible
Enrollment Variance		Points Earned	
	Variance is:		
	Meets Standard: Enrollment Variance equals or exceeds 95 percent in the most recent year.	50	
	Does Not Meet Standard: Enrollment Variance is between 85-95 percent in the most recent year.	30	
	Falls Far Below Standard: Enrollment Variance is less than 85 percent in the most recent year.	73.84%	0
			0.00
Notes	This outcome was impacted by a mid-year change in the school's chosen method of calculating enrollment, and does not represent cause for concern at this time.		
Measure 1d	Default	Result	Points Possible
Default		Points Earned	
	Meets Standard: School is not in default of loan covenant(s) and/or is not delinquent with debt service payments.	No instances of non-compliance documented	50
	Does Not Meet Standard: Not applicable		
	Falls Far Below Standard: School is in default of loan covenant(s) and/or is delinquent with debt service payments.	0	
			50.00
Notes			

INDICATOR 2: SUSTAINABILITY MEASURES			
Measure 2a	Total Margin: Net Income divided by Total Revenue AND Aggregated Total Margin: Total 3-Year Net Income divided by Total 3-Year Revenues	Result	Points Possible
Total Margin and Aggregated 3-Year Total Margin	<p>Meets Standard: Aggregated 3-year Total Margin is positive and the most recent year Total Margin is positive OR Aggregated 3-Year Total Margin is greater than -1.5 percent, the trend is positive for the last two years, and the most recent year Total Margin is positive. <i>Note: For schools in their first or second year of operation, the cumulative Total Margin must be positive.</i></p> <p>Does Not Meet Standard: Aggregated 3-Year Total Margin is greater than -1.5 percent, but trend does not "Meet Standard"</p> <p>Falls Far Below Standard: Aggregated 3-Year Total Margin is less than or equal to -1.5 percent OR The most recent year Total Margin is less than -10 percent.</p>	Aggregated 3-Year Totals:	Points Earned
			50
		-0.20%	10
			0
Notes	Due to the deficit protection clause in INSPIRE Academy's contract with Connections Education, the school will be exempt from evaluation of this measure. Result is provided for information only. Due to the Restatement of Pension Liability, as required by GASB 68, Net Position may be higher than expected. Changes in Net Position due to pension restatement that do not provide or require current financial resources have been removed from the Net Position calculation. This restatement had a material effect on the standard outcome, lowering the result from "meets standard" (.12%) to "does not meet standard".		0.00
Measure 2b	Debt to Asset Ratio: Total Liabilities divided by Total Assets	Result	Points Possible
Debt to Asset Ratio	<p>Meets Standard: Debt to Asset Ratio is less than 0.9</p> <p>Does Not Meet Standard: Debt to Asset Ratio is between 0.9 and 1.0</p> <p>Falls Far Below Standard: Debt to Asset Ratio is greater than 1.0</p>	Ratio is:	Points Earned
		0.43	50
			30
			0
Notes	Due to the deficit protection clause in INSPIRE Academy's contract with Connections Education, the school will be exempt from evaluation of this measure. Result is provided for information only. Due to the Restatement of Pension Liability, as required by GASB 68, Total Liabilities may be higher than expected. The restatement had a material effect on the standard outcome resulting in a "does not meet standard" (1.00) rating. However, the pension liability was removed from the Total Liability calculation in the reported standard outcome.		0.00
Measure 2c	Cash Flow: Multi-Year Cash Flow = Year 3 Total Cash - Year 1 Total Cash AND One-Year Cash Flow = Year 2 Total Cash - Year 1 Total Cash	Result	Points Possible
Cash Flow	<p>Meets Standard (in one of two ways): Multi-Year Cumulative Cash Flow is positive and Cash Flow is positive each year OR Multi-Year Cumulative Cash Flow is positive, Cash Flow is positive in one of two years, and Cash Flow in the most recent year is positive. <i>Note: Schools in their first or second year of operation must have positive cash flow.</i></p> <p>Does Not Meet Standard: Multi-Year Cumulative Cash Flow is positive, but trend does not "Meet Standard"</p> <p>Falls Far Below Standard: Multi-Year Cumulative Cash Flow is negative</p>	Multi-Year Cumulative is:	Points Earned
		\$330,835	50
			30
			0
Notes	Due to the deficit protection clause in INSPIRE Academy's contract with Connections Education, the school will be exempt from evaluation of this measure. Result is provided for information only.		0.00
Measure 2d	Debt Service Coverage Ratio: (Net Income + Depreciation + Interest Expense)/(Annual Principal, Interest, and Lease Payments)	Result	Points Possible
Debt Service Coverage Ratio	<p>Meets Standard: Debt Service Coverage Ratio is equal to or exceeds 1.1</p> <p>Does Not Meet Standard: Debt Service Coverage Ratio is less than 1.1</p> <p>Falls Far Below Standard: Not Applicable</p>	Ratio is:	Points Earned
		See Note	50
			0
Notes	Due to the deficit protection clause in INSPIRE Academy's contract with Connections Education, the school will be exempt from evaluation of this measure. Result is provided for information only. No outstanding debt currently reported.		0.00

INSPIRE --- LONGITUDINAL RESULTS

ACADEMIC	Measure	Possible Points	2013-14 POINTS EARNED*	2014-15 POINTS EARNED	2015-16 POINTS EARNED	2016-17 POINTS EARNED	2017-18 POINTS EARNED
State/Federal Accountability	1a	25	15.00	0.00	0.00		
	1b	25	15.00	0.00	0.00		
Proficiency	2a	75	64.29	0.00	0.00		
	2b	75	46.65	0.00	0.00		
	2c	75	43.76	0.00	0.00		
Growth	3a	100	80.28	0.00	0.00		
	3b	100	45.15	0.00	0.00		
	3c	100	45.73	0.00	0.00		
	3d	75	49.39	0.00	0.00		
	3e	75	40.30	0.00	0.00		
	3f	75	40.30	0.00	0.00		
	3g	100	72.70	0.00	0.00		
College & Career Readiness	4a	50	30.00	0.00	0.00		
	4b1 / 4b2	50	50.00	0.00	0.00		
	4c	50	20.08	0.00	0.00		

Total Possible Academic Points Received	1050	658.64	0.00	0.00	0.00	0.00
% of Possible Academic Points for This School		62.73%	0.00%	0.00%	0.00%	0.00%


*2013-14 academic results are based on 2012-13 ISAT. Subsequent outcomes are based on the ISAT by SBAC and should not be directly compared to 2013-14 data.

MISSION-SPECIFIC	Measure	Possible Points	2013-14 POINTS	2014-15 POINTS	2015-16 POINTS	2016-17 POINTS	2017-18 POINTS
			EARNED	EARNED	EARNED	EARNED	EARNED
Parent Satisfaction	1	235	N/A	40.29	44.76		
Academic Growth of Struggling 2-6 Grade	2	235	N/A	40.29	35.81		
Grade Promotion of At-Risk K-8 Grade	3	115	N/A	24.64	17.52		
Credit Completion of At-Risk High School	4	115	N/A	0	17.52		
Total Possible Mission-Specific Points Received		700	0.00	105.22	115.61	0.00	0.00
% of Possible Mission-Specific Points for This School			N/A	70.15%	86.72%	0.00%	0.00%

OPERATIONAL	Measure	Possible Points	2013-14 POINTS	2014-15 POINTS	2015-16 POINTS	2016-17 POINTS	2017-18 POINTS
			EARNED	EARNED	EARNED	EARNED	EARNED
Educational Program	1a	25	25	25	25		
	1b	25	15	25	25		
	1c	25	15	25	25		
	1d	25	25	25	25		
Financial Management & Oversight	2a	25	15	15	25		
	2b	25	25	25	25		
Governance & Reporting	3a	25	25	25	25		
	3b	25	25	15	25		
Students & Employees	4a	25	25	25	25		
	4b	25	15	25	25		
	4c	25	25	25	25		
	4d	25	25	25	25		
School Environment	5a	25	25	25	25		
	5b	25	25	25	25		
	5c	25	25	25	25		
Additional Obligations	6a	25	25	25	25		
Total Possible Operational Points Received		400	360.00	380.00	400.00	0.00	0.00
% of Possible Operational Points for This School			90.00%	95.00%	100.00%	0.00%	0.00%

FINANCIAL	Measure	Possible Points	2013-14 POINTS	2014-15 POINTS	2015-16 POINTS	2016-17 POINTS	2017-18 POINTS
			EARNED	EARNED	EARNED	EARNED	EARNED
Near-Term Measures	1a	0	0	0	0		
	1b	0	0	0	0		
	1c	50	50	30	0		
	1d	50	50	50	50		
Sustainability Measures	2a	0	0	0	0		
	2b	0	0	0	0		
	2c	0	0	0	0		
	2d	0	0	0	0		
Total Possible Financial Points Received		100	100.00	80.00	50.00	0.00	0.00
% of Possible Financial Points for This School			100.00%	80.00%	50.00%	0.00%	0.00%

ACCOUNTABILITY DESIGNATION	2013-14 DESIGNATION	2014-15 DESIGNATION	2015-16 DESIGNATION	2016-17 DESIGNATION	2017-18 DESIGNATION
Academic & Mission-Specific	Good Standing	N/A	N/A		
Operational	Honor	Honor	Honor		
Financial	Honor	Good Standing	Remediation		

A decorative graphic element consisting of several overlapping blue triangles and polygons, creating a layered, geometric effect. It is positioned on the left side of the slide, partially behind the text.

“Performance-based accountability is the cornerstone of charter schools.”

Alison Consoletti, The Center for Education Reform